

# **City of Evans, Colorado**

---

**Annual Financial Statements and Independent Auditor's Report**

**December 31, 2021**

## Table of Contents

	Page
<b>Introductory Section</b>	
Letter of Transmittal .....	i
<b>Financial Section</b>	
<b>Independent Auditor's Report</b> .....	ii-iv
<b>Management's Discussion and Analysis</b> .....	v-xv
<b>Basic Financial Statements</b>	
<i>Government-wide Financial Statements</i>	
Statement of Net Position .....	1
Statement of Activities .....	2
<i>Governmental Funds</i>	
Balance Sheet – Governmental Funds .....	3
Reconciliation of the Governmental Funds Balance Sheet to the Statement of Net Position .....	4
Combined Statement of Revenues, Expenditures and Changes in Fund Balance .....	5
Reconciliation of the Statement of Revenues, Expenditures and Changes in Fund Balances of Governmental Funds to the Statement of Activities .....	6
<i>Proprietary Funds</i>	
Statement of Net Position .....	7
Statement of Revenues, Expenditures and Changes in Net Position.....	8
Statement of Cash Flows.....	9
<i>Fiduciary Fund</i>	
Statement of Fiduciary Net Position – Cemetery Endowment Fund.....	10
Statement of Changes in Net Position – Cemetery Endowment Fund .....	11
<i>Notes to Financial Statements</i> .....	12-42
<b>Required Supplemental Information</b>	
Schedule of Revenues, Expenditures and Changes in Fund Balances —Budget and Actual General Fund .....	43
Schedule of Revenues, Expenditures and Changes in Fund Balances —Budget and Actual Evans Redevelopment Agency .....	44
Schedule of Proportionate Share of the Net Pension Liability/Asset .....	45
Schedule of City Contributions .....	45
<b>Other Supplementary Information</b>	
<i>Combining, Individual Fund Financial Statements and Schedules</i> <i>Nonmajor Governmental Funds –</i>	
Combining Balance Sheet —Nonmajor Governmental Funds.....	46

Combining Statement of Revenues, Expenditures, and Changes in Fund Balances —Nonmajor Governmental Funds.....	47
--	----

*Schedule of Revenues, Expenditures and Changes in Fund Balances  
—Budget and Actual – Governmental Funds*

Parks Impact Fund .....	48
Conservation Trust Fund .....	59
Fire Impact Fund .....	50
Refuse Collection Fund .....	51
Street Impact Fund .....	52
Police Impact Fund .....	53
Cemetery Perpetual Care Fund.....	54
Street Construction Fund .....	55
Parks Construction Fund .....	56
Food Tax Fund .....	57
Road Tax Fund .....	58
School Impact Fund .....	59

*Combining, Individual Fund Financial Statements and Schedules  
Nonmajor Enterprise Funds –*

Water Fund .....	60
Waste Water Fund .....	61
Storm Drainage Fund.....	62

*Schedule of Revenues, Expenditures and Changes in Fund Balances  
—Budget and Actual – Fiduciary Fund*

Cemetery Endowment Fund .....	63
-------------------------------	----

**Supplemental Section**

*State Compliance*

Local Highway Finance Report .....	64-65
------------------------------------	-------



June 7, 2022

To the Honorable Mayor, City Council, and Citizens of the City of Evans:

State Law requires that all general-purpose local governments publish, within 240 days of the close of each fiscal year, a complete set of financial statements presented in conformity with accounting principles generally accepted in the United States (GAAP) and audited in accordance with generally accepted auditing standards by a firm of licensed certified public accountants. Pursuant to that requirement, we hereby issue the comprehensive annual financial report of the City of Evans for the fiscal year ended December 31, 2021.

This report consists of management's representations concerning the finances of the City of Evans. Consequently, management assumes full responsibility for the completeness and reliability of all the information presented in this report. As management, we assert that, to the best of our knowledge and belief, this financial report is complete and reliable in all material respects.

The City of Evans financial statements have been audited by Haynie & Company, a firm of licensed certified public accountants. The goal of the independent audit was to provide reasonable assurance that the financial statements of the City of Evans for the fiscal year ended December 31, 2021, are free of material misstatement. The independent auditor concluded based upon the audit, that there was a reasonable basis for rendering an unmodified opinion that the City of Evans' financial statements for the fiscal year ended December 31, 2021 are fairly presented in conformity with GAAP. The independent auditor's report is presented as the first component of the financial section of this report.

GAAP requires that management provide a narrative introduction, overview and analysis to accompany the basic financial statements in the form of Management's Discussion and Analysis (MD&A). The City of Evans MD&A can be found immediately following the report of the independent auditors.

Respectfully submitted,

A handwritten signature in black ink, appearing to read "James L. Becklenberg".


James L. Becklenberg  
City Manager


A handwritten signature in blue ink, appearing to read "Jacque Troudt".

Jacque Troudt, CPA  
Finance Director



1221 W. Mineral Avenue, Suite 202  
Littleton, CO 80120

 303-734-4800

 303-795-3356

 [www.HaynieCPAs.com](http://www.HaynieCPAs.com)

## Independent Auditor's Report

Honorable Mayor and the City Council  
City of Evans, Colorado

### Opinions

We have audited the accompanying financial statements of the governmental activities, the business-type activities, each major fund, and the aggregate remaining fund information of the City of Evans, Colorado (the "City") as of and for the year ended December 31, 2021 and the related notes to the financial statements, which collectively comprise the City's basic financial statements as listed in the table of contents.

In our opinion, the accompanying financial statements referred to above present fairly, in all material respects, the respective financial position of the governmental activities, the business-type activities, the aggregate discretely presented component units, each major fund, and the aggregate remaining fund information of the City of Evans, Colorado, as of December 31, 2021 and the respective changes in financial position and, where applicable, cash flows thereof for the year then ended in accordance with accounting principles generally accepted in the United States of America.

### Basis for Opinions

We conducted our audits in accordance with auditing standards generally accepted in the United States of America. Our responsibilities under those standards are further described in the Auditor's Responsibilities for the Audit of the Financial Statements section of our report. We are required to be independent of City of Evans, Colorado and to meet our other ethical responsibilities in accordance with the relevant ethical requirements relating to our audits. We believe that the audit evidence we have obtained is sufficient and appropriate to provide a basis for our audit opinions.

### Management's Responsibility for the Financial Statements

Management is responsible for the preparation and fair presentation of these financial statements in accordance with accounting principles generally accepted in the United States of America; this includes the design, implementation, and maintenance of internal control relevant to the preparation and fair presentation of financial statements that are free from material misstatement, whether due to fraud or error.

### Auditor's Responsibility for the Audit of the Financial Statements

Our objectives are to obtain reasonable assurance about whether the financial statements as a whole are free from material misstatement, whether due to fraud or error, and to issue an auditor's report that includes our opinion. Reasonable assurance is a high level of assurance but is not absolute assurance and therefore is not a guarantee that an audit conducted in accordance with generally accepted auditing standards (GAAS) will always detect a material misstatement when it exists.

The risk of not detecting a material misstatement resulting from fraud is higher than for one resulting from error, as fraud may involve collusion, forgery, intentional omissions, misrepresentations, or the override of internal control. Misstatements, including omissions, are considered material if there is a substantial likelihood that, individually or in the aggregate, they would influence the judgment made by a reasonable user based on the financial statements.

In performing an audit in accordance with GAAS, we:

- Exercise professional judgment and maintain professional skepticism throughout the audit.
- Identify and assess the risks of material misstatement of the financial statements, whether due to fraud or error, and design and perform audit procedures responsive to those risks. Such procedures include examining, on a test basis, evidence regarding the amounts and disclosures in the financial statements.
- Obtain an understanding of internal control relevant to the audit in order to design audit procedures that are appropriate in the circumstances, but not for the purpose of expressing an opinion on the effectiveness of the City's internal control. Accordingly, no such opinion is expressed.
- Evaluate the appropriateness of accounting policies used and the reasonableness of significant accounting estimates made by management, as well as evaluate the overall presentation of the financial statements.
- Conclude whether, in our judgment, there are conditions or events, considered in the aggregate, that raise substantial doubt about the City's ability to continue as a going concern for a reasonable period of time.

We believe that the audit evidence we have obtained is sufficient and appropriate to provide a basis for our audit opinions.

### **Other-Matters**

#### *Required Supplementary Information*

Accounting principles generally accepted in the United States of America require that the management's discussion and analysis and required supplementary information, as listed in the table of contents, be presented to supplement the basic financial statements. Such information, although not a part of the basic financial statements, is required by the Governmental Accounting Standards Board, who considers it to be an essential part of financial reporting for placing the basic financial statements in an appropriate operational, economic, or historical context. We have applied certain limited procedures to the required supplementary information in accordance with auditing standards generally accepted in the United States of America, which consisted of inquiries of management about the methods of preparing the information and comparing the information for consistency with management's responses to our inquiries, the basic financial statements, and other knowledge we obtained during our audit of the basic financial statements. We do not express an opinion or provide any assurance on the information because the limited procedures do not provide us with sufficient evidence to express an opinion or provide any assurance.

#### *Other Information*

Our audit was conducted for the purpose of forming opinions on the financial statements that collectively comprise the City of Evans, Colorado's basic financial statements. The combining and individual nonmajor fund financial statements, budgetary comparison schedules, Local Highway Finance Report, and introductory section are presented for purposes of additional analysis and are not a required part of the basic financial statements.

The combining and individual nonmajor fund financial statements, budgetary comparison schedules, and Local Highway Finance Report, are the responsibility of management and were derived from and relates directly to the underlying accounting and other records used to prepare the basic financial statements. Such information has been subjected to the auditing procedures applied in the audit of the financial statements and certain additional procedures, including comparing and reconciling such information directly to the underlying accounting and other records used to prepare the financial statements or to the financial statements themselves, and other additional procedures in accordance with auditing standards generally accepted in the United States of America. In our opinion, the combining and individual nonmajor fund financial statements and other schedules as listed in the table of contents are fairly stated, in all material respects, in relation to the financial statements as a whole.

*Haynie & Company*

Littleton, Colorado  
June 7, 2022

**City of Evans, Colorado  
Management's Discussion and Analysis  
December 31, 2021**

May 17, 2022

## **MANAGEMENT'S DISCUSSION AND ANALYSIS**

To serve the citizens of the City of Evans (the "City"), we offer readers of the City's financial statements this narrative overview and analysis of the financial activities of the City for the fiscal year ended December 31, 2021. Please read the information presented here in conjunction with the City's financial statements beginning on page 1.

### **FINANCIAL HIGHLIGHTS**

- The assets of the City exceeded its liabilities at the close of 2021 by \$190 million (net position). Of this amount, \$60.6 million (unrestricted net position) may be used to meet the City's ongoing obligations to citizens and creditors. Of the remaining balance, \$118.7 million is investments in capital assets and \$10.4 million is restricted for other purposes.
- The City's total net position increased by \$8.8 million. The governmental and business-type activities drove this change with an increase in revenue.
- Sales and use tax collections increased by \$1.6 million, a 13 percent increase from the prior year. City-wide recovery from the economic declines of 2020 contributed to this increase.
- At the end of 2021, the City's governmental funds reported combined ending fund balances of \$32.6 million, an increase of \$3.9 million in comparison to the ending balances of 2020. Of this total amount, \$8.2 million, or 25 percent, is available for spending at the City's discretion (unassigned fund balance).
- At the end of 2021, the unassigned fund balance for the General Fund was \$8.2 million, which was 59 percent of total General Fund 2021 expenditures. Evans City Charter requires the Emergency Contingency Fund to maintain a balance of 25 percent of the preceding fiscal year's (2020) audited General Fund expenditures, not to exceed \$1 million. The resulting 2021 fund balance related to the Emergency Contingency Fund (shown as combined with the General Fund) amounts to \$1 million in reserve for emergencies. Fund balances at 2021 year end for the General Fund, including the Emergency Contingency Fund, amount to \$16.9 million.
- As required under Accounting Principle GASB 68, the City reported an asset of \$3.2 million for its proportionate share of the net pension assets of the State of Colorado Fire and Police Pension Association plans at December 31, 2021. Footnote 8 explains the impact on net position in more detail.

### **OVERVIEW OF THE FINANCIAL STATEMENTS**

This discussion and analysis is intended to serve as an introduction to the City's basic financial statements. The basic financial statements comprise three components: 1) the government-wide financial statements, 2) fund financial statements and 3) notes to the financial statements. This report also contains required and other supplementary information in addition to the basic financial statements themselves.

## **Government-wide Financial Statements – Reporting the City of Evans as a Whole**

The government-wide financial statements are designed to provide readers with a broad overview of the City's finances, in a manner similar to a private-sector business.

The **statement of net position** presents information on all the City of Evans' assets, deferred outflows of resources, liabilities, and deferred inflows of resources, with the difference between these categories reported as net position. Over time, increases or decreases in net position may serve as a useful indicator of whether the financial position of the City is improving or deteriorating.

The **statement of activities** presents information showing how the City's net position changed during the most recent fiscal year. All changes in net position are reported as soon as the underlying event giving rise to the change occurs, regardless of the timing of related cash flows. Thus, revenues and expenses are reported in this statement for some items that will only result in cash flows in future fiscal periods (e.g. uncollected taxes and earned but unused vacation leave).

Both government-wide financial statements distinguish functions of the City that are principally supported by taxes and intergovernmental revenues (governmental activities) from other functions that are intended to recover all or a significant portion of their costs through user fees and charges (business-type activities). The governmental activities of the City include general government administration, City Council support and elections, public safety, maintenance and new construction of highways and streets, planning and zoning, maintenance of City facilities, buildings and land improvements, debt service, community development, engineering, and culture, parks and recreation activities. The business-type activities of the City include the City's water, waste water, and storm drainage utility enterprise functions.

The government-wide financial statements include solely the operations of the City itself. The activity for the Evans Redevelopment Agency ("ERA") is reported as a blended component unit of the City. Separate financial statements are not issued for the ERA. The government-wide financial statements can be found on pages 1-2 of this report.

## **Fund Financial Statements – Reporting the City of Evans' Most Significant Funds**

A fund is a grouping of related accounts used to maintain control over resources segregated for specific activities or objectives, or as required by legal enabling legislation. The City, like other state and local governments, uses fund accounting to ensure and demonstrate compliance with finance related legal requirements. All the funds of the City can be divided into three categories: governmental funds, proprietary funds and fiduciary funds.

**Governmental funds** - Governmental funds are used to account for the same functions reported as governmental activities in the government-wide financial statements. However, unlike the government-wide financial statements, governmental fund financial statements focus on upcoming inflows and outflows of resources, as well as on

balances of resources available at the end of the fiscal year. Such information may be useful in evaluating a government's upcoming financing requirements.

Because the focus of governmental funds is narrower than that of the government-wide financial statements, it is useful to compare the information presented for governmental funds with similar information presented for governmental activities in the government-wide financial statements. By doing so, readers may better understand the long-term impact of the government's near-term financing decisions. Both the governmental fund balance sheet and the governmental fund statement of revenues, expenditures and changes in fund balances provide a reconciliation to facilitate this comparison between the different statements.

The City maintains 15 individual governmental funds, including the blended component unit of the Evans Redevelopment Agency. Information is presented separately in the governmental fund balance sheet and in the governmental fund statement of revenues, expenditures and changes in fund balances for the general fund, street construction fund, and the Evans Redevelopment Agency, which are major funds. Data from the remaining 12 governmental funds are combined into a single, aggregated presentation. Individual fund data for each of these non-major governmental funds is provided in the form of combining statements included in other supplementary information.

The City adopts an annual budget for all funds. To demonstrate compliance, a budgetary comparison is provided for each fund.

The basic governmental fund financial statements are found on pages 3-6 of this report.

**Proprietary funds** - The City maintains one type of proprietary fund. Enterprise funds are used to report the same functions presented as business-type activities in the government-wide financial statements. The City uses enterprise funds to account for its water, waste water and storm drainage utility functions.

Proprietary funds provide the same type of information as the government-wide financial statements, only in more detail. The proprietary fund financial statements provide separate information on the City's water, waste water and storm drainage funds.

The basic proprietary fund financial statements can be found on pages 7-9 of this report.

**Fiduciary funds** - Fiduciary funds are used to account for resources held for the benefit of parties outside the government. Fiduciary funds are not reflected in the government-wide financial statements because the resources of these funds are not available to

support the City's own programs. The accounting used for fiduciary funds is much like that used for proprietary funds.

The basic fiduciary fund financial statements can be found on pages 10-11 of this report.

### **Notes to the financial statements**

The notes provide additional information that is essential to a full understanding of the data provided in the government-wide and fund financial statements. The notes to the financial statements are found on pages 12-42 of this report.

### ***Other information***

In addition to the basic financial statements and accompanying notes, this report also presents certain required supplementary information concerning the City. Required and other supplementary information can be found on pages 43-65 of this report.

## **GOVERNMENT-WIDE FINANCIAL ANALYSIS – City of Evans as a Whole**

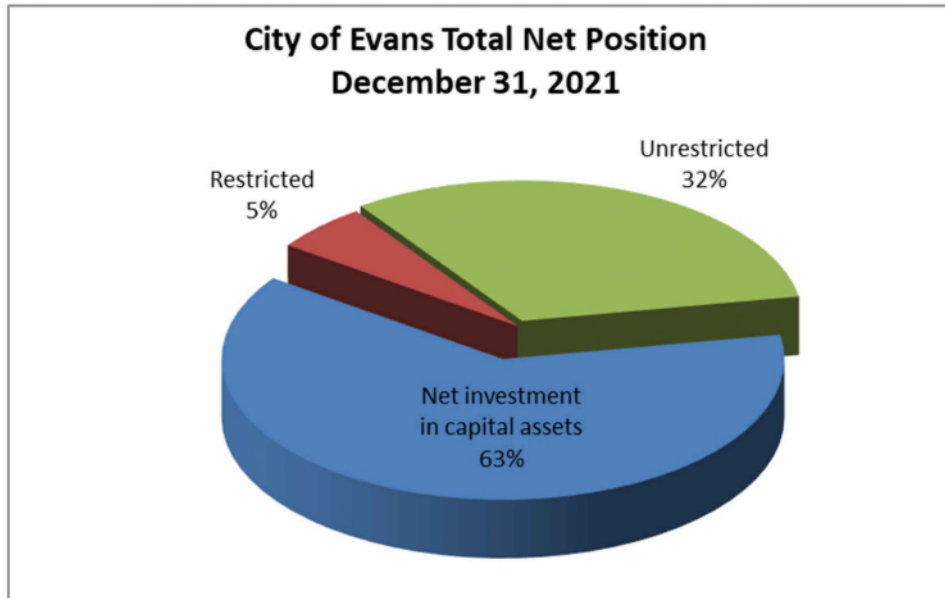
As noted earlier, net position may serve as a useful indicator of a government's financial position. In the case of the City, assets exceeded liabilities by \$190 million at the close of 2021.

By far the largest portion (63 percent) of the City's net position reflects its investment in capital assets (e.g., land, buildings, machinery and equipment and infrastructure) less any related debt used to acquire those assets that is still outstanding. The City uses these capital assets to provide services to citizens; consequently, these assets are not available for future spending. Although the City's investment in capital assets is reported net of related debt, it should be noted that the resources needed to repay this debt must be provided from other sources, since the capital assets themselves cannot be used to liquidate these liabilities.

An additional portion of the City's net position (5 percent) represents resources that are subjected to external and internal restrictions on how they may be used. The remaining balance of unrestricted net position (\$60.6 million) may be used to meet the City's ongoing obligations to citizens and creditors. Table 1 provides a summary of the City's net position for 2021 as compared to 2020.

**Table 1****City of Evans  
Net Position (\$000's)**

	Governmental Activities		Business-type Activities		Total	
	2021	2020	2021	2020	2021	2020
<b>Assets:</b>						
Current and other assets	\$37,678	\$ 31,989	\$36,654	\$ 38,548	\$ 74,332	\$ 70,537
Capital assets	59,177	56,603	102,820	100,224	161,997	156,827
Net pension asset	3,185	2,224	-	-	3,185	2,224
<b>Total assets</b>	<b>100,040</b>	<b>90,816</b>	<b>139,474</b>	<b>138,772</b>	<b>239,514</b>	<b>229,588</b>
<b>Deferred outflows of resources</b>	1,764	1,717	-	-	1,764	1,717
<b>Liabilities:</b>						
Current liabilities	1,601	2,558	1,658	714	3,259	3,272
Long-term liabilities	444	427	43,399	45,324	43,843	45,751
<b>Total liabilities</b>	<b>2,045</b>	<b>2,985</b>	<b>45,057</b>	<b>46,038</b>	<b>47,102</b>	<b>49,023</b>
<b>Deferred inflows of resources</b>						
Deferred revenue	3,498	739	-	-	3,498	739
Deferred inflows of resources relating to pensions	943	568	-	-	943	568
<b>Total Deferred inflows of resources</b>	<b>4,441</b>	<b>1,307</b>	<b>-</b>	<b>-</b>	<b>4,441</b>	<b>1,307</b>
<b>Net Position:</b>						
Net investment in capital assets	59,177	56,603	59,492	54,965	118,669	111,567
Restricted	9,404	6,270	1,018	996	10,422	7,266
Unrestricted	26,737	25,369	33,907	36,773	60,644	62,142
<b>Total net position</b>	<b>\$ 95,318</b>	<b>\$ 88,242</b>	<b>\$94,417</b>	<b>\$92,734</b>	<b>\$189,735</b>	<b>\$180,975</b>



At the end of the current fiscal year and previous fiscal year, the City is able to report positive balances in all three categories of net position, for the City as a whole, as well as for its separate governmental and business-type activities.

Table 2 shows the changes in net position for the fiscal year 2021 compared to the fiscal year 2020.

**Table 2**

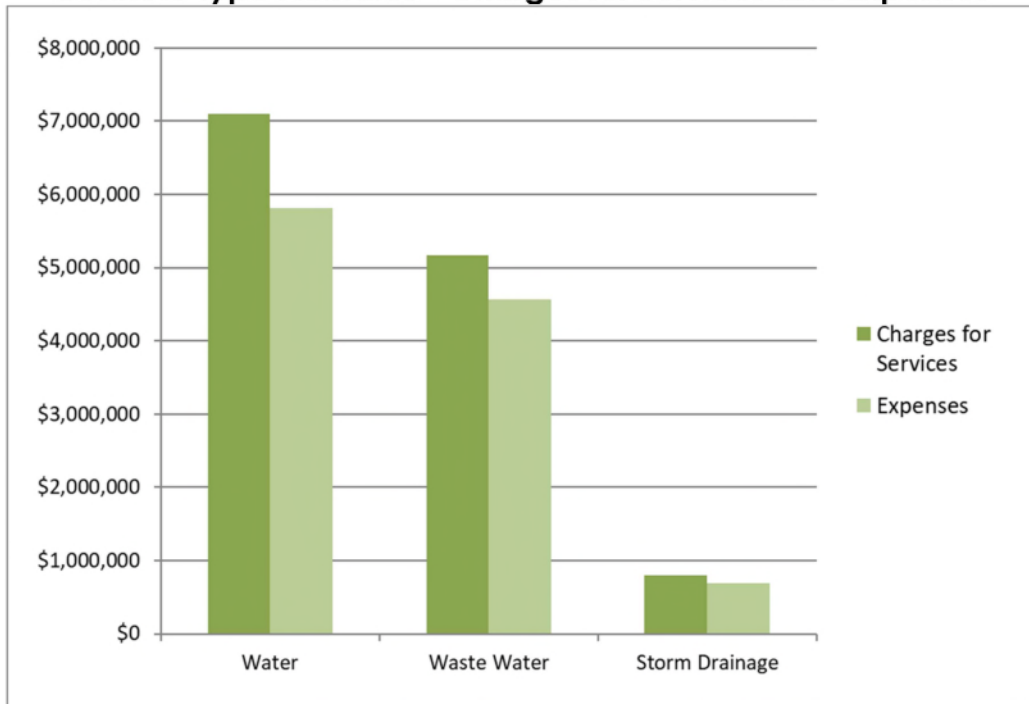
**City of Evans  
Condensed Statement of Activities (\$000's)**

	Governmental Activities		Business-Type Activities		Total	
	2021	2020	2021	2020	2021	2020
<b>Revenues:</b>						
<i>Program revenues:</i>						
Charges for services	\$ 2,923	\$ 4,363	\$ 13,081	\$ 12,284	\$ 16,004	\$ 16,647
Operating grants and contributions	259	53	15	58	274	111
Capital grants and contributions	-	1,395	744	2,815	744	4,210
<i>General revenues:</i>						
Sales and use taxes	14,497	12,869	-	-	14,497	12,869
Property taxes	779	893	-	-	779	893
Specific ownership taxes	108	114	-	-	108	114
Franchise taxes	730	645	-	-	730	645
Other taxes	434	910	-	-	434	910
Intergovernmental	1,993	2,461	-	-	1,993	2,461
Unrestricted Investment Earnings/ (Loss)	(139)	571	118	205	(21)	776
Other general revenue	2,177	348	3	-	2,171	348
Gain (loss) on disposal of capital assets	5	-	-	-	5	-
Total revenues	23,766	24,622	13,961	15,362	37,718	39,984
<b>Expenses:</b>						
General government	4,933	5,180	-	-	4,907	5,180
Public safety	5,590	5,869	-	-	5,590	5,869
Public works	4,072	4,140	-	-	4,081	4,140
Culture, parks and recreation	2,019	1,948	-	-	2,019	1,948
Community development	1,275	797	-	-	1,283	797
Flood recovery	-	20	-	-	-	20
Water enterprise	-	-	5,813	5,806	5,813	5,806
Waste Water enterprise	-	-	4,571	4,279	4,571	4,279
Storm Drainage enterprise	-	-	694	465	694	465
Interest on Long Term Debt	-	-	-	-	-	-
Total expenses	17,889	17,954	11,078	10,550	28,958	28,504
Excess before transfers	5,877	6,668	2,883	4,812	8,760	11,480
Transfers in (out)	1,200	1,056	(1,200)	(1,056)	-	-
Increase (decrease) in net position	7,077	7,724	1,683	3,756	8,760	11,480
Net position – Beginning	88,241	80,517	92,734	88,978	180,975	169,496
Net position – Ending	\$ 95,318	\$ 88,241	\$ 94,417	\$ 92,734	\$ 189,735	\$ 180,975

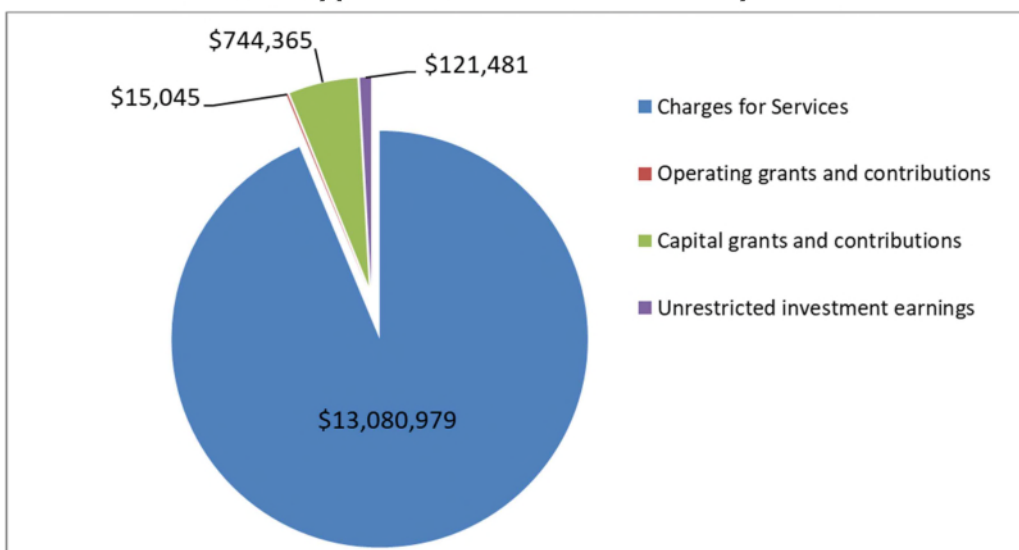
**Governmental Activities** - Governmental activities increased the City's net position by \$7.1 million, thereby accounting for a portion of the total growth in the net position of the City. Contributing to this growth was both the City's increase in revenues driven by sales tax recovery and decreases in expenditures due to staffing challenges and intentional savings.

**Business-type Activities** - Business-type activities increased the City's net position by \$1.7 million.

**Business-type Activities - Charges for Services and Expenses**



**Business-type Activities - Revenues by Source**



## FINANCIAL ANALYSIS OF THE CITY'S FUNDS

The City uses fund accounting to ensure and demonstrate compliance with finance-related legal requirements.

**Governmental funds** - The focus of the City's governmental funds is to provide information on near-term inflows, outflows, and balances of spendable resources. Such information is useful in assessing the City's financing requirements. The unassigned fund balance in particular may serve as a useful measure of a government's net resources available for spending at the end of the fiscal year.

As of December 31, 2021, the City's governmental funds reported ending fund balances of \$32.6 million, an increase of \$3.9 million from the prior year. Approximately 25 percent of this total amount (\$8.2 million) constitutes unassigned fund balance, which is available for spending at the City's discretion. The remainder of fund balance (\$24.4 million) is restricted, committed, or assigned to indicate it is not available for new spending because it has been restricted, committed or assigned to 1) provide a reserve fund for the benefit of the holders of certain City debt instruments, 2) provide an emergency reserve as required by the City Charter and the State Constitution (amendment to Article X, Section 20) and 3) fund balance which was accumulated due to revenues which were assigned to a specific function (for example, impact fee revenues).

The General Fund is the chief operating fund of the City. As of December 31, 2021, the unassigned fund balance of the general fund was \$8.2 million. As a measure of the General Fund's liquidity, it may be useful to compare total unassigned fund balance to total fund expenditures. Total unassigned fund balance represents 59 percent of total General Fund expenditures. The increase in the fund balance of the General Fund was \$2.8 million during 2021. 2021 was budgeted to be a growth year, with increased sales tax revenues and allocated spending toward project completion and staff retention. Sales and use taxes exceeded budgeted projections as Evans experienced stronger recovery from 2020, although many staff vacancies remained which contributed to expenditure savings.

In 2021, taxes were the General Fund's largest source of revenue at 66 percent, or \$10.7 million.

The Emergency Contingency Fund ended the 2021 fiscal year with a total fund balance of \$1.0 million, all of which is reserved for emergencies and not available for spending, except at the City Council's discretion in accordance with City Charter direction. For financial reporting purposes, this fund is reported within the General Fund.

**Proprietary funds** - The City's proprietary funds provide the same type of information found in the government-wide financial statements, but in more detail.

Net position of the Water, Waste Water and Storm Drainage funds as of December 31, 2021, amounted to \$59.1 million, \$24.9 million, and \$10.4 million, respectively. The total change in net position for the three funds during 2021 was \$1.3 million of growth, \$451 thousand of growth, and \$65 thousand decline, respectively. Other factors concerning

the finances of these funds have already been addressed in the discussion of the City's business-type activities.

## **GENERAL FUND BUDGETARY HIGHLIGHTS**

The difference between the 2021 original budget and the final revised expenditure budget was \$2 million. The major appropriations approved during the year were:

- \$515 thousand of staffing costs to reinstate merit and step pay increases City-wide and to implement market adjustments for police officers and public works technicians.
- \$350 thousand for repairs to the Evans Community Complex roof and windows.
- \$293 thousand to continue projects to update the comprehensive master plan and transportation plan.
- \$175 thousand to replace three police vehicles.
- \$125 thousand for network upgrades and cybersecurity improvements.

During the year, actual revenues and other financing sources were \$17.4 million, which exceeded final budgetary estimates by \$2.1 million. General fund sales and use tax collections drove this increase.

Actual expenditures and other financing uses totaled \$14.6 million which was \$2.3 million under budgeted expenditures and other financing uses. The fund balance as of December 31, 2021 was \$16.9 million. Of this amount, \$199 thousand is non-spendable and related to 2022 expenditures prepaid in 2021, \$1 million is restricted for emergencies, \$254 thousand is committed for functions related to designated revenue, and \$8.2 million is unassigned and available for appropriations as the City Council sees fit.

## **CAPITAL ASSET AND DEBT ADMINISTRATION**

**Capital Assets** - The City's investment in capital assets for its governmental and business-type activities as of December 31, 2021, amounted to \$118.7 million (net of accumulated depreciation). This includes land; buildings and system; improvements; machinery and equipment; park facilities; sidewalks; roads; highways and bridges; and water, wastewater and storm drainage installations and systems. The City's investment in capital assets increased for both governmental activities and for business-type activities).

Major capital asset additions during the year included the following:

- Construction in progress activity for a multitude of road design and construction projects, waterline replacements, wastewater overflow structure construction, and storm drainage improvements.
- New major assets included a police vehicle replacement, major road and parking lot resurfacing, purchase of water rights, and a non-potable water system.

**City of Evans Capital Assets  
(net of depreciation)**

	Governmental Activities		Business-Type Activities		Total	
	2021	2020	2021	2020	2021	2020
Land and water shares	\$ 9,258	\$ 9,258	\$ 36,762	\$ 33,888	\$ 46,020	\$ 43,146
Landscaping	2,093	2,038	-	-	2,093	2,038
Construction in progress	6,818	6,003	7,609	5,563	14,427	11,566
Intangible assets	160	152	13	36	173	188
Land improvements	7,268	7,392	-	-	7,268	7,392
Building & improvements	8,460	8,760	-	-	8,460	8,813
System improvements	-	-	60,920	62,668	60,920	62,615
Machinery & equipment	194	323	4,484	5,004	4,678	5,327
Transportation equipment	49	111	-	-	49	111
Infrastructure	24,877	22,566	834	867	25,711	23,433
Total	\$ 59,177	\$ 56,603	\$ 110,622	\$ 108,026	\$ 169,799	\$ 164,629

Additional information on the City's capital assets can be found in the notes to the financial statements on pages 24-26 of this report.

**Debt** - As of December 31, 2021, the City had no capital lease obligations outstanding. In addition, the City has \$43.3 million in Colorado Water Resources and Power Development Authority ("CWRPDA") notes payable.

**City of Evans Outstanding Debt**

	Governmental Activities		Business-Type Activities		Total	
	2021	2020	2021	2020	2021	2020
Water loans	\$ -	\$ -	\$ 312	\$ 468	\$ 312	\$ 468
Wastewater loans	-	-	34,628	36,399	34,628	36,399
Storm Drainage loans	-	-	8,387	8,392	8,387	8,392
Compensated Absences	444	427	71	65	515	492
Total	\$ 444	\$ 427	\$ 45,398	\$ 45,324	\$ 43,842	\$ 45,751

The City's general obligation indebtedness may not, by Charter, exceed in aggregate dollars, 15% of the City's prior year's total assessed property valuation. A requirement exists to have an affirmative vote of the citizens to authorize general obligation debt issuance. Business-type funds do not have any limitations on the amount of debt that may be issued, nor do they require an elector vote provided the debt is supported by revenues of the utility enterprise. Issuance of business-type fund debt must be approved by an affirmative vote of the Council by ordinance. Advanced refunding of all debt must be approved by ordinance by the Council.

Additional information on the City's long-term debt can be found in the notes to the financial statements on pages 27-28 of this report.

## **ECONOMIC FACTORS AND NEXT YEAR'S BUDGETS AND RATES**

- Population has increased slightly over the past several years with a 2021 estimate of 21,563.
- The City's sales tax revenue increased by 13 percent in 2021, driven by strong recovery from economic challenges faced in 2020. Collections in almost all sales tax categories were up over 2020 collections, with notable growth in motor vehicle sales taxes and online sales into Evans. With sales tax collections now exceeding 2019 activity, the City anticipates moving from a recovery model into a growth model, where online sales will continue to rise annually along with storefront retail and base collections. The industrial category of taxes is considered volatile, and the majority of revenues received are treated as "one-time" revenues and, as such, are not added to the long-term revenue projections.
- Staffing capacity continues to be a major focus by City management; with many large capital improvement projects underway, the City is committed to retaining qualified and sufficient levels of staffing to provide service and complete high-quality projects.
- Property tax collections declined by 13 percent from 2020 to 2021 primarily due to decreased oil and gas production values. Increased valuations noticed in early 2022 could mean higher property tax collections for 2022, however major property tax revenue increases are not anticipated until Weld County completes property reappraisals in 2023 for 2024 property tax collections.

All of these factors were considered in preparing the City's budget for the 2022 fiscal year.

## **Requests for Information**

This financial report is designed to provide our citizens, taxpayers, customers, investors and creditors with a general overview of the City's finances and to show the City's accountability for the money it receives. If you have questions about this report or need additional financial information, contact the Evans Finance Department, 1100 37<sup>th</sup> Street, Evans, Colorado 80620, (970) 475-1127.

## **Basic Financial Statements**

**City of Evans, Colorado**  
**Statement of Net Position**  
**December 31, 2021**

	PRIMARY GOVERNMENT		
	GOVERNMENTAL	BUSINESS-TYPE	TOTAL
	ACTIVITIES	ACTIVITIES	
<b>ASSETS</b>			
Cash, cash equivalents and investments	\$ 33,319,469	\$ 18,279,145	\$ 51,598,614
Receivables	3,158,970	9,554,742	12,713,712
Prepaid items	199,478	-	199,478
Restricted cash, cash equivalents and investments	1,000,000	1,018,227	2,018,227
Investment in Greeley water	-	7,802,013	7,802,013
Capital assets, not being depreciated	18,169,587	36,569,066	54,738,653
Capital assets, net of accumulated depreciation	41,007,810	66,250,731	107,258,541
Net pension asset	3,184,922	-	3,184,922
<b>TOTAL ASSETS</b>	<u>100,040,236</u>	<u>139,473,924</u>	<u>239,514,160</u>
<b>DEFERRED OUTFLOWS OF RESOURCES</b>			
Deferred outflows of resources relating to pensions	1,763,658	-	1,763,658
<b>Total Deferred Outflows of Resources</b>	<u>1,763,658</u>	<u>-</u>	<u>1,763,658</u>
<b>LIABILITIES</b>			
Accounts payable	1,143,205	916,483	2,059,688
Accrued payroll	47,840	28,686	76,526
Deposits and escrows	146,521	114,521	261,042
Unearned revenue	2,665,336	-	2,665,336
Other liabilities	263,261	447,160	710,421
Accrued interest payable	-	151,052	151,052
Noncurrent liabilities:			
Accrued compensated absences	443,591	71,355	514,946
Due within one year	-	2,328,906	2,328,906
Due in more than one year	-	40,998,615	40,998,615
<b>TOTAL LIABILITIES</b>	<u>4,709,754</u>	<u>45,056,778</u>	<u>49,766,532</u>
<b>DEFERRED INFLOWS OF RESOURCES</b>			
Deferred revenue	833,016	-	833,016
Deferred inflows of resources relating to pensions	942,763	-	942,763
<b>TOTAL DEFERRED INFLOWS OF RESOURCES</b>	<u>1,775,779</u>	<u>-</u>	<u>1,775,779</u>
<b>NET POSITION</b>			
Net investment in capital assets	59,177,397	59,492,276	118,669,673
Restricted for:			
Emergencies	1,000,000	-	1,000,000
Debt service	-	1,018,227	1,018,227
Street construction	4,366,627	-	4,366,627
Parks and recreation	852,483	-	852,483
Pensions	3,184,922	-	3,184,922
Unrestricted	26,736,932	33,906,643	60,643,575
<b>TOTAL NET POSITION</b>	<u>\$ 95,318,361</u>	<u>\$ 94,417,146</u>	<u>\$ 189,735,507</u>

The accompanying notes are an integral part of these financial statements.

**City of Evans, Colorado**  
**Statement of Activities**  
**For the Year Ended December 31, 2021**

FUNCTIONS / PROGRAMS	PROGRAM REVENUES			NET (EXPENSE) REVENUE AND CHANGES IN NET POSITION		
	CHARGES FOR SERVICES	OPERATING GRANTS AND CONTRIBUTIONS	CAPITAL GRANTS AND CONTRIBUTIONS	GOVERNMENTAL ACTIVITIES	Primary Government BUSINESS-TYPE ACTIVITIES	TOTAL
<b>Primary Government</b>						
<b>Governmental activities:</b>						
General government	\$ 4,933,326	\$ 259,378	\$ -	\$ (3,495,055)	\$ -	\$ (3,495,055)
Public safety	5,590,029	-	-	(5,145,587)	-	(5,145,587)
Public works	4,071,818	-	-	(3,001,386)	-	(3,001,386)
Culture, parks and recreation	2,018,842	-	-	(1,789,646)	-	(1,789,646)
Community development	1,275,325	-	-	(1,275,325)	-	(1,275,325)
<b>Total Governmental Activities</b>	<b>17,889,340</b>	<b>259,378</b>	<b>-</b>	<b>(14,706,999)</b>	<b>-</b>	<b>(14,706,999)</b>
<b>Business-Type Activities:</b>						
Water	5,813,435	-	416,932	-	1,709,710	1,709,710
Wastewater	4,570,482	-	273,209	-	879,068	879,068
Storm drainage	693,946	15,045	54,224	-	173,748	173,748
<b>Total Business-Type Activities</b>	<b>11,077,863</b>	<b>15,045</b>	<b>744,365</b>	<b>-</b>	<b>2,762,526</b>	<b>2,762,526</b>
<b>Total Primary Government</b>	<b>\$ 28,967,203</b>	<b>\$ 274,423</b>	<b>\$ 744,365</b>	<b>\$ (14,706,999)</b>	<b>\$ 2,762,526</b>	<b>\$ (11,944,473)</b>
		<b>General revenues</b>				
		Taxes:				
		Property taxes	\$ 779,461	\$ -	\$ -	\$ 779,461
		Specific Ownership Taxes	108,122	-	-	108,122
		Sales and Use Taxes	14,496,778	-	-	14,496,778
		Franchise fees	729,770	-	-	729,770
		Other taxes	433,622	-	-	433,622
		Intergovernmental	1,993,041	-	-	1,993,041
		Earnings on Investments	(139,025)	118,223	118,223	(20,802)
		Other revenues	2,176,820	3,258	3,258	2,180,078
		Gain on disposal of capital assets	4,578	-	-	4,578
		Subtotal general revenues	20,583,167	121,481	121,481	20,704,648
		Transfers in (out)	1,200,582	(1,200,560)	22	22
		Total general revenues and transfers	21,783,749	(1,079,079)	20,704,670	20,704,670
		Changes in net position	7,076,750	1,683,447	8,760,197	8,760,197
		<b>NET POSITION, BEGINNING</b>	<b>88,241,611</b>	<b>92,733,699</b>	<b>180,975,310</b>	<b>180,975,310</b>
		<b>NET POSITION, ENDING</b>	<b>\$ 95,318,361</b>	<b>\$ 94,417,146</b>	<b>\$ 189,735,507</b>	<b>\$ 189,735,507</b>

The accompanying notes are an integral part of these financial statements.

**City of Evans, Colorado**  
**Balance Sheet**  
**Governmental Funds**  
**December 31, 2021**

	<u>GENERAL</u>	<u>STREET CONSTRUCTION</u>	<u>EVANS REDEVELOPMENT AGENCY</u>	<u>OTHER GOVERNMENTAL FUNDS</u>	<u>TOTAL GOVERNMENTAL FUNDS</u>
<b>ASSETS</b>					
Equity in pooled cash, cash equivalents and investments	\$ 17,374,373	\$ 3,353,518	\$ 490,064	\$ 12,101,514	\$ 33,319,469
Restricted cash, cash equivalents and investments	1,000,000	-	-	-	1,000,000
Receivables	2,544,890	50,151	61	563,868	3,158,970
Due (to)/from other fund	-	-	-	-	-
Prepaid items	199,478	-	-	-	199,478
<b>TOTAL ASSETS</b>	<u>\$ 21,118,741</u>	<u>\$ 3,403,669</u>	<u>\$ 490,125</u>	<u>\$ 12,665,382</u>	<u>\$ 37,677,917</u>
<b>LIABILITIES, DEFERRED INFLOW OF RESOURCES AND FUND BALANCES</b>					
<b>LIABILITIES</b>					
Accounts payable	\$ 465,953	\$ 461,303	\$ 21,633	\$ 194,316	\$ 1,143,205
Unearned revenue	2,664,936	-	-	400	2,665,336
Accrued payroll	47,840	-	-	-	47,840
Deposits and escrows	146,521	-	-	-	146,521
Other liabilities	27,907	129,354	-	106,000	263,261
<b>TOTAL LIABILITIES</b>	<u>3,353,157</u>	<u>590,657</u>	<u>21,633</u>	<u>300,716</u>	<u>4,266,163</u>
<b>DEFERRED INFLOWS OF RESOURCES</b>					
Unavailable revenue	833,016	-	-	-	833,016
<b>TOTAL DEFERRED INFLOWS OF RESOURCES</b>	<u>833,016</u>	<u>-</u>	<u>-</u>	<u>-</u>	<u>833,016</u>
<b>FUND BALANCES</b>					
Nonspendable	199,478	-	-	-	199,478
Restricted	1,000,000	2,813,012	-	5,219,110	9,032,122
Committed	253,712	-	-	40,795	294,507
Assigned	7,261,712	-	468,492	7,104,761	14,834,965
Unassigned	8,217,666	-	-	-	8,217,666
<b>TOTAL FUND BALANCES</b>	<u>16,932,568</u>	<u>2,813,012</u>	<u>468,492</u>	<u>12,364,666</u>	<u>32,578,738</u>
<b>TOTAL LIABILITIES, DEFERRED INFLOWS OF RESOURCES AND FUND BALANCES</b>	<u>\$ 21,118,741</u>	<u>\$ 3,403,669</u>	<u>\$ 490,125</u>	<u>\$ 12,665,382</u>	<u>\$ 37,677,917</u>

The accompanying notes are an integral part of these financial statements.

**City of Evans, Colorado**  
**Reconciliation of the Governmental Funds Balance Sheet**  
**to the Statement of Net Position**  
**For the Year Ended December 31, 2021**

Amounts reported for governmental activities in the statement of net position are different because:

Total fund balance - governmental funds	\$ 32,578,738
Capital assets used in governmental activities are not current financial resources and therefore are not reported as assets in governmental funds:	
Capital assets	83,279,029
Accumulated depreciation	<u>(24,101,632)</u>
Net capital assets	59,177,397
The net pension asset, net pension liability and related deferred inflows and deferred outflows of resources are not current financial resources and, therefore, are not reported in the fund financial statements.	
Net pension asset	3,184,922
Deferred outflows related to pension	1,763,658
Deferred inflows related to pension	(942,763)
Long-term liabilities are not due and payable in the current period and therefore are not reported as liabilities in the governmental funds balance sheet. Long-term liabilities at year end consist of:	
Compensated absences	<u>(443,591)</u>
<b>Total net position - governmental activities</b>	<b><u>\$ 95,318,361</u></b>

The accompanying notes are an integral part of these financial statements.

**City of Evans, Colorado**  
**Governmental Funds**  
**Combined Statement of Revenues, Expenditures**  
**and Changes in Fund Balances**  
**For the Year Ended December 31, 2021**

	<u>GENERAL</u>	<u>STREET CONSTRUCTION</u>	<u>EVANS REDEVELOPMENT AGENCY</u>	<u>OTHER GOVERNMENTAL FUNDS</u>	<u>TOTAL GOVERNMENTAL FUNDS</u>
<b>REVENUES:</b>					
Taxes	\$ 10,717,462	\$ -	\$ 2,242	\$ 4,322,069	\$ 15,041,773
Licenses and Permits	1,285,705	-	-	1,200	1,286,905
Intergovernmental	1,736,303	776,210	-	256,738	2,769,251
Grants and contributions	192,817	66,561	-	-	259,378
Charges for Services	244,049	-	-	1,069,232	1,313,281
Fines and Forfeitures	364,678	-	-	-	364,678
Earnings (loss) on investments	(226,501)	18,021	-	69,455	(139,025)
Assessments	-	-	-	687,870	687,870
Miscellaneous	1,830,513	23,000	296,735	26,572	2,176,820
<b>TOTAL REVENUES</b>	<u>16,145,026</u>	<u>883,792</u>	<u>298,977</u>	<u>6,433,136</u>	<u>23,760,931</u>
<b>EXPENDITURES:</b>					
General Government	4,396,051	-	-	78,705	4,474,756
Public Safety	5,990,026	-	-	112,175	6,102,201
Public Works	1,124,341	334,869	-	1,041,660	2,500,870
Culture, Parks and Recreation	1,016,221	-	-	112,338	1,128,559
Community Development	1,148,192	-	116,924	-	1,265,116
Capital outlay	226,001	2,057,081	-	3,329,755	5,612,837
<b>TOTAL EXPENDITURES</b>	<u>13,900,832</u>	<u>2,391,950</u>	<u>116,924</u>	<u>4,674,633</u>	<u>21,084,339</u>
<b>EXCESS OF REVENUES OVER (UNDER) EXPENDITURES</b>	2,244,194	(1,508,158)	182,053	1,758,503	2,676,592
<b>OTHER FINANCING SOURCES (USES)</b>					
Proceeds from the sale of capital assets	10,116	-	-	-	10,116
Transfers in	1,249,544	600,000	71,344	-	1,920,888
Transfers out	(671,344)	-	-	(48,962)	(720,306)
<b>NET CHANGE IN FUND BALANCES</b>	2,832,510	(908,158)	253,397	1,709,541	3,887,290
<b>FUND BALANCES, BEGINNING OF YEAR</b>	<u>14,100,058</u>	<u>3,721,170</u>	<u>215,095</u>	<u>10,655,125</u>	<u>28,691,448</u>
<b>FUND BALANCES, END OF YEAR</b>	<u>\$ 16,932,568</u>	<u>\$ 2,813,012</u>	<u>\$ 468,492</u>	<u>\$ 12,364,666</u>	<u>\$ 32,578,738</u>

The accompanying notes are an integral part of these financial statements.

**City of Evans, Colorado**  
**Reconciliation of the Statement of Revenues, Expenditures**  
**and Changes in Fund Balances of Governmental Funds**  
**to the Statement of Activities**  
**For the Year Ended December 31, 2021**

mounts reported for governmental activities in the statement of activities are different because:

Net change in fund balances - total governmental funds \$ 3,887,290

Capital outlays are reported in the governmental funds as expenditures; however, for governmental activities, these costs are shown in the statement of net position and allocated over their estimated useful lives as depreciation expense. This is the amount by which depreciation expense exceeds capital outlay.

Capital outlay	5,612,837
Depreciation expense	<u>(3,032,499)</u>
Net amount	2,580,338

Some revenues/expenses reported in the statement of activities do not require the receipt/use of current financial resources and, therefore, are not reported as revenues/expenses in the governmental funds.

Change in accrued compensated absences	(16,489)
Proceeds from sale of fixed assets	(10,116)
Gain on disposal of fixed assets	<u>4,578</u>
	<u>(22,027)</u>

Changes in pension assets, deferred inflows and deferred outflows related to defined benefit retirement plans do not require the use of current financial resources, and therefore, are not reported as expenditures in the governmental fund financial statements.

631,149

Change in net position - governmental activities

\$ 7,076,750

The accompanying notes are an integral part of these financial statements.

# City of Evans, Colorado

## Proprietary Funds Statement of Net Position December 31, 2021

### ASSETS

	Water	Wastewater	Storm Drainage	Total
<b>Current Assets:</b>				
Equity in pooled cash, cash equivalents and investments	\$ 4,521,379	\$ 12,011,159	\$ 1,746,607	\$ 18,279,145
Accounts receivable, net	621,866	462,498	8,470,378	9,554,742
<b>Total Current Assets</b>	<b>5,143,245</b>	<b>12,473,657</b>	<b>10,216,985</b>	<b>27,833,887</b>
<b>Non-Current Assets:</b>				
Restricted cash, cash equivalents and investments	311,982	574,699	131,546	1,018,227
Investment in Greeley water	7,802,013	-	-	7,802,013
Capital assets, not being depreciated	31,891,214	2,355,184	2,322,668	36,569,066
Capital assets, net of accumulated depreciation	14,594,727	45,369,426	6,286,578	66,250,731
<b>Total Non-Current Assets</b>	<b>54,599,936</b>	<b>48,299,309</b>	<b>8,740,792</b>	<b>111,640,037</b>
<b>TOTAL ASSETS</b>	<b>59,743,181</b>	<b>60,772,966</b>	<b>18,957,777</b>	<b>139,473,924</b>
<b>LIABILITIES</b>				
<b>Current Liabilities:</b>				
Accounts payable	265,270	616,230	34,983	916,483
Accrued expenses	10,922	464,694	230	475,846
Deposits and escrows	33,603	36,205	44,713	114,521
Accrued interest payable	-	122,458	28,594	151,052
Notes payable, current portion	155,991	1,804,402	368,513	2,328,906
<b>Total Current Liabilities</b>	<b>465,786</b>	<b>3,043,989</b>	<b>477,033</b>	<b>3,986,808</b>
<b>Non-Current Liabilities:</b>				
Accrued compensated absences	22,352	36,825	12,178	71,355
Notes payable	155,991	32,823,765	8,018,859	40,998,615
<b>Total Non-Current Liabilities</b>	<b>178,343</b>	<b>32,860,590</b>	<b>8,031,037</b>	<b>41,069,970</b>
<b>TOTAL LIABILITIES</b>	<b>644,129</b>	<b>35,904,579</b>	<b>8,508,070</b>	<b>45,056,778</b>
<b>NET POSITION</b>				
Net investment in capital assets	46,173,959	13,096,443	221,874	59,492,276
Restricted	311,982	574,699	131,546	1,018,227
Unrestricted	12,613,111	11,197,245	10,096,287	33,906,643
<b>TOTAL NET POSITION</b>	<b>\$ 59,099,052</b>	<b>\$ 24,868,387</b>	<b>\$ 10,449,707</b>	<b>\$ 94,417,146</b>

The accompanying notes are an integral part of these financial statements.

**City of Evans, Colorado**  
**Proprietary Fund**  
**Statement of Revenues, Expenditures**  
**and Changes in Net Position**  
**For the Year Ended December 31, 2021**

<b>OPERATING REVENUES</b>	<u>Water</u>	<u>Wastewater</u>	<u>Storm Drainage</u>	<u>Total</u>
Water/sewer/storm drainage sales	\$ 6,253,633	\$ 5,176,341	\$ 798,425	\$ 12,228,399
Non-potable water sales	763,088	-	-	763,088
Water meters	20,271	-	-	20,271
Other sales	<u>69,221</u>	<u>-</u>	<u>-</u>	<u>69,221</u>
<b>TOTAL OPERATING REVENUES</b>	7,106,213	5,176,341	798,425	13,080,979
<b>OPERATING EXPENSES</b>				
Water supply and administrative	4,869,995	-	-	4,869,995
Wastewater and administrative	-	1,794,971	-	1,794,971
Storm drainage and administrative	-	-	275,936	275,936
Depreciation expense	<u>943,440</u>	<u>2,142,864</u>	<u>307,979</u>	<u>3,394,283</u>
<b>TOTAL OPERATING EXPENSES</b>	<u>5,813,435</u>	<u>3,937,835</u>	<u>583,915</u>	<u>10,335,185</u>
<b>OPERATING INCOME</b>	<u>1,292,778</u>	<u>1,238,506</u>	<u>214,510</u>	<u>2,745,794</u>
<b>NON-OPERATING REVENUES (EXPENSES)</b>				
Grants and contributions	-	-	15,045	15,045
Earnings on investments	30,996	75,532	11,695	118,223
Miscellaneous	3,258	-	-	3,258
Interest expense	<u>-</u>	<u>(632,647)</u>	<u>(110,031)</u>	<u>(742,678)</u>
<b>TOTAL NON-OPERATING REVENUES (EXPENSES)</b>	<u>34,254</u>	<u>(557,115)</u>	<u>(83,291)</u>	<u>(606,152)</u>
<b>INCOME</b>				
<b>BEFORE CONTRIBUTIONS AND TRANSFERS</b>	1,327,032	681,391	131,219	2,139,642
Transfers out	(446,488)	(503,825)	(250,247)	(1,200,560)
Plant investment fees and cash in lieu of fees	<u>416,932</u>	<u>273,209</u>	<u>54,224</u>	<u>744,365</u>
<b>CHANGE IN NET POSITION</b>	1,297,476	450,775	(64,804)	1,683,447
<b>NET POSITION, BEGINNING OF YEAR</b>	<u>57,801,576</u>	<u>24,417,612</u>	<u>10,514,511</u>	<u>92,733,699</u>
<b>NET POSITION, END OF YEAR</b>	<u>\$ 59,099,052</u>	<u>\$ 24,868,387</u>	<u>\$ 10,449,707</u>	<u>\$ 94,417,146</u>

The accompanying notes are an integral part of these financial statements.

**City of Evans, Colorado**  
**Proprietary Funds**  
**Statement of Cash Flows**  
**For the Year Ended December 31, 2021**

	<u>Water</u>	<u>Wastewater</u>	<u>Storm Drainage</u>	<u>Total</u>
<b>CASH FLOWS FROM OPERATING ACTIVITIES</b>				
Cash received from customers	\$ 7,002,805	\$ 5,303,417	\$ 793,440	\$ 13,099,662
Cash paid for goods and services	(4,318,763)	(133,283)	(217,626)	(4,669,672)
Cash paid to employees	(525,392)	(680,186)	(116,387)	(1,321,965)
<b>NET CASH FROM OPERATING ACTIVITIES</b>	<u>2,158,650</u>	<u>4,489,948</u>	<u>459,427</u>	<u>7,108,025</u>
<b>CASH FLOWS FROM NON-CAPITAL FINANCING ACTIVITIES</b>				
Transfers to other funds	(446,488)	(503,825)	(250,247)	(1,200,560)
Grants and contributions	-	-	15,045	15,045
Other	3,258	-	-	3,258
<b>NET CASH FROM NON-CAPITAL FINANCING ACTIVITIES</b>	<u>(443,230)</u>	<u>(503,825)</u>	<u>(235,202)</u>	<u>(1,182,257)</u>
<b>CASH FLOWS FROM CAPITAL AND RELATED FINANCING ACTIVITIES</b>				
Plant investment fees and cash in lieu of fees	416,932	273,209	54,224	744,365
Principal paid on debt	(155,991)	(1,770,692)	(5,000)	(1,931,683)
Interest paid on debt	-	(646,814)	(94,555)	(741,369)
Proceeds from sale of capital assets	-	-	-	-
Acquisition of capital assets	(4,448,464)	(1,241,629)	(299,720)	(5,989,813)
<b>NET CASH FROM CAPITAL AND RELATED FINANCING ACTIVITIES</b>	<u>(4,187,523)</u>	<u>(3,385,926)</u>	<u>(345,051)</u>	<u>(7,918,500)</u>
<b>CASH FLOWS FROM INVESTING ACTIVITIES</b>				
Proceeds from sale of investments	386,737	1,031,298	171,883	1,589,918
Purchases of investments	(407,870)	(1,087,653)	(181,276)	(1,676,799)
Earnings on investments	52,129	131,887	21,088	205,104
<b>NET CASH FROM CAPITAL AND RELATED FINANCING ACTIVITIES</b>	<u>30,996</u>	<u>75,532</u>	<u>11,695</u>	<u>118,223</u>
<b>NET CHANGE IN CASH AND CASH EQUIVALENTS</b>	<u>(2,441,107)</u>	<u>675,729</u>	<u>(109,131)</u>	<u>(1,874,509)</u>
<b>CASH, CASH EQUIVALENTS</b>				
<b>Beginning of Year</b>	<u>4,186,861</u>	<u>7,321,279</u>	<u>899,884</u>	<u>12,408,024</u>
<b>End of Year</b>	<u>1,714,758</u>	<u>7,921,476</u>	<u>779,058</u>	<u>10,415,292</u>
<b>INVESTMENTS</b>	<u>3,118,603</u>	<u>4,664,382</u>	<u>1,099,095</u>	<u>8,882,080</u>
<b>Cash, cash equivalents and investments at end of year</b>	<u>\$ 4,833,361</u>	<u>\$ 12,585,858</u>	<u>\$ 1,878,153</u>	<u>\$ 19,297,372</u>
<b>RECONCILIATION OF OPERATING INCOME TO NET CASH FROM OPERATING ACTIVITIES</b>				
Operating income	\$ 1,292,778	\$ 1,238,506	\$ 214,510	\$ 2,745,794
<b>Adjustments to reconcile operating income to net cash flows from operating activities</b>				
Depreciation	943,440	2,142,863	307,979	3,394,282
Change in operating assets:				
Receivables	(103,408)	127,076	(4,985)	18,683
Change in operating liabilities:				
Accounts payable and accrued expenses	25,840	981,503	(58,077)	949,266
<b>NET CASH FROM OPERATING ACTIVITIES</b>	<u>\$ 2,158,650</u>	<u>\$ 4,489,948</u>	<u>\$ 459,427</u>	<u>\$ 7,108,025</u>

The accompanying notes are an integral part of these financial statements.

**City of Evans, Colorado**  
**Cemetery Endowment Fund**  
**Statement of Fiduciary Net Position**  
**December 31, 2021**

<b>ASSETS</b>	
Restricted cash and investments	\$ <u>49,470</u>
<b>TOTAL ASSETS</b>	<b>\$ <u>49,470</u></b>
<b>NET POSITION</b>	
Restricted	\$ <u>49,470</u>
<b>TOTAL NET POSITION</b>	<b>\$ <u>49,470</u></b>

The accompanying notes are an integral part of these financial statements.

**City of Evans, Colorado**  
**Cemetery Endowment Fund**  
**Statement of Changes in Fiduciary Net Position**  
**For the Year Ended December 31, 2021**

**Additions**

Earnings on investments \$ 25

**TOTAL ADDITIONS** **\$ 25**

**Transfers**

Transfers out \$ (22)

**TOTAL TRANSFERS** **\$ (22)**

**CHANGE IN NET POSITION** **3**

**NET POSITION, BEGINNING OF YEAR** **49,467**

**NET POSITION, END OF YEAR** **\$ 49,470**

**City of Evans, Colorado**  
**Notes to Financial Statements**  
**December 31, 2021**

---

**1. Summary of Significant Accounting Policies**

---

**Reporting Entity**

The City of Evans, Colorado (the "City") was founded on November 22, 1869, as a statutory city. On April 30, 1973, the City adopted a home rule charter which provided for adoption of a Council-Manager Government. The City's major operations include general government; public safety; public works; culture, parks and recreation; and community development. The accompanying financial statements conform to accounting principles generally accepted in the United States of America ("GAAP") as applied to government units. The Governmental Accounting Standards Board ("GASB") is the accepted standard-setting body for establishing governmental accounting and financial reporting principles. The following is a summary of the more significant policies.

As defined by GAAP established by the GASB, the financial reporting entity consists of the primary government, as well as component units, which are legally separate organizations for which elected officials of the primary government are financially accountable. Financial accountability is defined as:

- 1) Appointment of a voting majority of the component unit's governing board, and either, a) the ability to impose its will by the primary government, or b) there is a potential for the component unit to provide specific financial benefits to, or impose specific financial burdens on, the primary government; or
- 2) Fiscal dependency on the primary government and there is a potential for the organization to provide specific benefits to, or impose specific financial burdens on the primary government regardless of whether the organization has (1) a separately elected governing board, (2) a governing board appointed by a higher level of government or (3) a jointly appointed board.

Based on the application of these criteria, the following component unit is included in the City's reporting entity.

*Blended Component Unit*

The Evans Urban Renewal Authority, known as the Evans Redevelopment Agency ("ERA") was created by the City of Evans in 2009 to assist in the redevelopment of blighted and run-down neighborhoods and districts that were attracting little or no private investment and stimulate the transformation into attractive, thriving areas. The City Council serves as the Urban Renewal Authority and is governed by Colorado State Statutes. The activity for the ERA is reported as a blended component unit of the City, a major fund shown as the Evans Redevelopment Agency. Separate financial statements are not issued for the ERA.

**Government-wide and Fund Financial Statements**

The government-wide financial statements report information on all of the nonfiduciary activities of the primary government. For the most part, the effect of interfund activity has been removed from these statements. Governmental activities, which normally are supported by taxes and intergovernmental revenues, are reported separately from business-type activities, which rely a significant extent on fees and charges for support.

**City of Evans, Colorado**  
**Notes to Financial Statements (continued)**  
**December 31, 2021**

---

**1. Summary of Significant Accounting Policies (continued)**

---

The statement of activities demonstrates the degree to which the direct expenses of a given function or activity are offset by program revenues. Direct expenses are those that are clearly identifiable with a specific function or activity. Program revenues include: 1) charges to customers or applicants who purchase, use, or directly benefit from goods, services, or privileges provided by a given function or activity, and 2) grants and contributions that are restricted to meeting the operational or capital requirements of a particular function or activity. Taxes and other items not properly included among program revenues are reported instead as general revenues.

Separate financial statements are provided for governmental funds, proprietary funds, and fiduciary funds, even though the latter are excluded from the government-wide financial statements. Major individual governmental funds and major individual enterprise funds are reported as separate columns in the fund financial statements.

**Measurement Focus, Basis of Accounting, and Financial Statement Presentation**

The government-wide financial statements are reported using the economic resources measurement focus and the accrual basis of accounting, as are the proprietary fund and fiduciary fund financial statements. Revenues are recognized when earned and expenses are recognized when a liability is incurred, regardless of the timing of related cash flows. Property taxes are recognized as revenues in the year for which they are levied. Grants and similar items are recognized as revenue as soon as all eligibility requirements imposed by the provider have been met.

As a general rule, the effect of interfund activity has been eliminated from the government-wide financial statements. Exceptions to this general rule are charges between the enterprise funds and various other functions of the government. Elimination of these charges would distort the direct costs and program revenues reported for the various functions concerned.

Amounts reported as program revenues include: 1) charges to customers or applicants for goods, services, or privileges provided, 2) operating grants and contributions, and 3) capital grants and contributions, including special assessments. Internally dedicated resources are reported as general revenues, rather than as program revenues. Likewise, general revenues include all taxes.

Governmental fund financial statements are reported using the current financial resources measurement focus and the modified accrual basis of accounting. Revenues are recognized as soon as they are both measurable and available. Revenues are considered to be available when they are collectible within the current period or soon enough thereafter to pay liabilities of the current period. For this purpose, the City considers revenues to be available if they are collected within 60 days of the end of the current fiscal period. Expenditures generally are recorded when a liability is incurred, as under accrual accounting. However, debt service expenditures, as well as expenditures related to compensated absences, claims and judgments and pollution remediation costs, are recorded only when payment is due.

Property taxes, when levied for; intergovernmental revenues, when eligibility requirements are met; charges for services; and interest associated with the current fiscal period, are all considered to be susceptible to accrual (measurable) and so have been recognized as revenues of the current fiscal period, if available. All others, primarily licenses, fees and permits, are measurable and available only when cash is received.

**City of Evans, Colorado**  
**Notes to Financial Statements (continued)**  
**December 31, 2021**

---

**1. Summary of Significant Accounting Policies (continued)**

---

The City reports the following major governmental funds:

*General Fund* - The General Fund is the general operating fund of the City. It is used to account for all financial resources, except those required to be accounted for in another fund. In addition, the Emergency Contingency Reserve Fund, used for funds accumulated for emergency contingencies established by the City Charter, is also reported in this fund.

*Street Construction Fund* - The Street Construction Fund is a capital projects fund. It is used to manage the City's major assets, such as roadways, alleys, and public rights-of-way, through the on-going maintenance and repair of existing assets and the construction of new assets.

*Evans Redevelopment Agency* - The Evans Redevelopment Agency is a blended component unit and reported as a special revenue fund. It reports the activities of the Evans Urban Renewal Authority.

Proprietary Funds - Proprietary fund operating revenues, such as charges for services, result from exchange transactions associated with the principal activity of the fund. Exchange transactions are those in which each party receives and gives up essentially equal values. Non-operating revenues, such as subsidies and investment earnings, result from non-exchange transactions or ancillary activities.

Proprietary funds distinguish operating revenues and expenses from nonoperating items. Operating revenues and expenses generally result from providing services in connection with a proprietary fund's principal ongoing operations. The principal operating revenues of the proprietary funds are charges to customers for services. Operating expenses for enterprise and internal service funds include the cost of operations and maintenance and depreciation on capital assets. All revenues and expenses not meeting this definition are reported as non-operating revenues and expenses.

*Enterprise Funds* - Enterprise funds are used to account for operations that are financed and operated in a manner similar to private business enterprises, where the primary intent is that costs (expenses, including depreciation) of providing goods or services to the general public on a continuing basis be financed or recovered primarily through user charges. The City's major enterprise funds include the Water, Waste Water, and Storm Drainage Funds.

Fiduciary Funds – Private-purpose trust funds are used to account for assets held by the City in a trustee capacity or as an agent for individuals, private organizations, other governments, and/or other funds. The City's trust fund is the Cemetery Endowment Fund.

**Budgets**

The City follows these procedures in establishing the budgetary data reflected in the supplementary information:

- By October 15, the City Manager submits to the City Council a proposed operating budget for the fiscal year beginning the following January 1. The operating budget includes proposed expenditures and the means of financing them.
- A public hearing is conducted to obtain taxpayer comments.
- Prior to December 31, the budget is legally enacted through passage of a resolution.

**City of Evans, Colorado**  
**Notes to Financial Statements (continued)**  
**December 31, 2021**

**1. Summary of Significant Accounting Policies (continued)**

- Any budget revisions that alter the total expenditures of any fund must be approved by the City Council through passage of an ordinance.
- The City legally adopts budgets for all of the funds. Budgets for the General, special revenue, capital projects and fiduciary funds are adopted on a basis consistent with GAAP. Budgetary comparisons presented for the enterprise funds are presented on a non-GAAP budgetary basis.
- Budgeted amounts in the financial statements are as originally adopted or as amended by the City Council. All appropriations lapse at year end.

The following table summarizes the individual fund budgeted expenditures, as originally adopted, as revised:

	Original Budget	Total Revisions	Revised Budget
	<u>                    </u>	<u>                    </u>	<u>                    </u>
<b>Governmental funds:</b>			
General	\$ 14,908,686	\$ 1,987,870	\$ 16,896,556
Special revenue funds:			
Parks Impact	175,000	21,000	196,000
Conservation Trust	454,045	334,409	788,454
Refuse Collection	963,464	-	963,464
Street Impact	500,000	1,443,953	1,943,953
Fire Impact	155,139	200,000	355,139
Police Impact	-	18,000	18,000
School Impact	-	200,000	200,000
Cemetery Perpetual Care	-	-	-
Evans Redevelopment	210,850	-	210,850
Capital projects funds:			
Street Construction	1,590,000	3,346,908	4,936,908
Parks Construction	-	60,000	60,000
Road Tax	1,175,000	739,700	1,914,700
Food Tax	1,050,000	944,596	1,994,596
<b>Business-type funds:</b>			
Water	7,423,313	4,392,764	11,816,077
Waste Water	7,332,243	814,933	8,147,176
Storm Drainage	9,857,588	705,870	10,563,458
<b>Fiduciary fund:</b>			
Cemetery Endowment	6,000	-	6,000
<b>Total funds</b>	<u>\$ 45,801,328</u>	<u>\$ 15,210,003</u>	<u>\$ 61,011,331</u>

**City of Evans, Colorado**  
**Notes to Financial Statements (continued)**  
**December 31, 2021**

---

**1. Summary of Significant Accounting Policies (continued)**

---

In the current year, actual expenditures exceeded budgeted appropriations in the Refuse Collection Fund, which may be a violation of State statute. The City of Evans 2021 budget was adopted by City Council before the City received notification regarding inflationary rate increases from Waste Management. As such, the subsequently approved rate increases and related cost of refuse and recycling services, exceeded the 2021 budget.

**Cash and Investments**

Cash balances of the City's funds are pooled and invested in investments maturing within five years, in order to provide improved cash management. Individual fund integrity is maintained through City records. Each fund's interest in the pooled bank account is presented on the financial statements as "equity in pooled cash, cash equivalents and investments." Overdrawn balances in the pooled cash accounts, if any, are treated by the City as interfund liabilities, payable to the fund deemed to have made the loan.

During 2021, the City had investments in commercial paper, U.S. treasury obligations, U.S. instrumentality obligations, and local government investment pools.

Investments are stated at fair value in accordance with GASB Statement No. 72, *Fair Value Measurement and Application*, based on quoted market values, with the exception of certain external investment pools. These are stated at net asset value or amortized cost.

For purpose of presentation in the financial statements, investments of the cash management pool and investments with original maturities of three months or less at the time they are purchased by the City are considered to be cash equivalents. Investments with an initial maturity of more than three months are reported as investments.

An analysis of the City's cash and investment accounts at December 31, 2021, is provided in Note 2.

**Restricted Cash**

The Emergency Contingency restricted cash, totaling \$1,000,000, as reported within the General Fund, is due to a reserve for unanticipated expenditures. The City, by Home Rule Charter, maintains a fund balance equal to 25% of the prior year's General Fund expenditures. The designation is to provide a fiscal cushion to absorb fluctuations in City operations due to economic downturns or emergencies. This designation encompasses the "emergency" reserve as defined in the TABOR amendment of the Colorado State Constitution. In the November 2012 election, the citizens of Evans approved a ballot initiative to provide for a ceiling of \$1 million in the Emergency Contingency Fund, allowing any amount exceeding this amount to be transferred to the General Fund. This ceiling was effective starting January 1, 2013.

**Prepaid Items**

Certain payments to vendors reflect costs applicable to future accounting periods and are recorded as prepaid items in both the government-wide and fund financial statements. Because these assets do not represent current financial resources, these amounts are shown as nonspendable fund balance in governmental funds.

**City of Evans, Colorado**  
**Notes to Financial Statements (continued)**  
**December 31, 2021**

---

**1. Summary of Significant Accounting Policies (continued)**

---

**Bond Premiums, Discounts and Issuance Costs**

In the governmental fund statements, bond premiums, discounts, and issuance costs are recognized as current period revenues and/or expenditures. Bond premiums and discounts in the government-wide and proprietary fund statements are deferred and amortized over the life of the bonds using the straight-line method, which approximates the effective-interest method. Issuance costs are expensed as incurred, while bond premiums and discounts are netted against the related debt.

**Capital Assets**

Capital assets, which include property, plant, equipment, and infrastructure assets (i.e., streets and roads, bridges, traffic signals, and similar items), are reported in the applicable governmental or business-type activities columns in the government-wide financial statements. Capital assets are defined by the City as assets with an initial, individual cost of \$5,000 or more and an estimated useful life in excess of one year. Such assets are recorded at historical cost or estimated historical cost if purchased or constructed. Donated capital assets, donated works of art and similar items, and capital assets received in a service concession arrangement are recorded at acquisition value.

The costs of normal maintenance and repairs that do not add to the value of the asset or materially extend asset lives are not capitalized. Improvements are capitalized and depreciated over the remaining useful lives of the related capital assets, as applicable.

Assets are depreciated using the straight-line method. Depreciation expense is included in program expense in the government-wide statement of activities.

Estimated useful lives for asset types are as follows:

Intangible assets	10 years
Land improvements	5 - 50 years
Infrastructure	10 - 30 years
Buildings & improvements	5 - 50 years
Machinery & equipment	5 - 20 years
Transportation equipment	6 - 15 years
System improvements	5 - 40 years

**Compensated Absences**

Employees of the City are allowed to accumulate unused vacation, sick and compensatory time depending on length of employment. Upon termination of employment from the City, an employee will be compensated for all accrued vacation and compensatory time at their current rate of pay; there is no payment for sick leave upon termination.

Accumulated unpaid vacation and compensatory time is accrued when earned. In the governmental fund statements, accumulated compensated absences not expected to be paid with current available resources are reported as governmental activities liabilities, but not reported in the funds. These balances are generally liquidated by the General Fund. Compensated absences relating to the Enterprise Funds are recorded as a liability of those funds.

**City of Evans, Colorado**  
**Notes to Financial Statements (continued)**  
**December 31, 2021**

---

**1. Summary of Significant Accounting Policies (continued)**

---

**Long-Term Obligations**

In the government-wide financial statements and proprietary fund types in the fund financial statements, long-term debt and other long-term obligations are reported as liabilities in the applicable governmental activities, business-type activities or proprietary fund statement of net position. Bonds payable are reported net of the applicable bond premium or discount.

**Property Taxes**

Property taxes are levied prior to December 31 and attach as an enforceable lien on property on January 1. Taxes are payable in full on April 30 or in two installments on the last day of February and June 15. The County Treasurer's office collects property taxes and remits to the City on a monthly basis. Since property tax revenues are collected in arrears during the succeeding year, a receivable and corresponding deferred inflows of resources is recorded at December 31. As the tax is collected in the succeeding year, the deferred inflows of resources is recognized as revenue and the receivable is reduced.

**Deferred Outflows/Inflows of Resources**

In addition to assets, the statement of net position will sometimes report a separate section for deferred outflows of resources. This separate financial statement element represents a consumption of net position that applies to a future period(s) and will not be recognized as an outflow of resources (expense/expenditure) until then. The City reports deferred outflows of resources for pension-related amounts. See Note 8 for additional information.

In addition to liabilities, the statement of net position will sometimes report a separate section for deferred inflows of resources. This separate financial statement element represents an acquisition of net position that applies to a future period(s) and will not be recognized as an inflow of resources (revenue) until that time. The City reports a deferred inflow of resource relating to property taxes. In addition, the City reports deferred inflows of resources for pension-related amounts. See Note 8 for additional information.

**Fund Balance and Net Position**

In the government-wide and proprietary fund financial statements, net position is classified in the following categories:

*Net Investment in Capital Assets* - This category groups all capital assets, including infrastructure, into one component of net position. Accumulated depreciation and the outstanding balances of debt that are attributable to the acquisition, construction or improvement of these assets reduce this category.

*Restricted Net Position* - This category presents external restrictions imposed by creditors, grantors, contributors or laws or regulations of other governments and restrictions imposed by law through constitutional provisions or enabling legislation.

*Unrestricted Net Position* - This category represents the net position of the City, which is not restricted for any project or other purpose. A deficit will require future funding.

In the fund financial statements, fund balances of governmental funds are categorized as follows:

*Nonspendable* - amounts that cannot be spent either because they are not in spendable form or because they are legally or contractually required to be maintained intact.

**City of Evans, Colorado**  
**Notes to Financial Statements (continued)**  
**December 31, 2021**

---

**1. Summary of Significant Accounting Policies (continued)**

---

*Restricted* - amounts that can be spent only for specific purposes because of constitutional provisions, charter requirements or enabling legislation or because of constraints that are externally imposed by creditors, grantors, or the laws or regulations of other governments.

*Committed* - amounts that can be used only for specific purposes determined by a formal action of the City Council (the "Council"). The Council is the highest level of decision-making authority for the City. Commitments may be established, modified, or rescinded only through resolutions approved by the Council.

*Assigned* - amounts that do not meet the criteria to be classified as restricted or committed but that are intended to be used for specific purposes. Under the Council's adopted policy, the Council has granted the City Manager, or the City Manager's designee, the authority to assign the designated fund balance for each governmental fund based on the intended use of resources by the City Council in the most recently adopted Budget and Long Range Financial Plans.

*Unassigned* - all other spendable amounts. Only the General Fund reports a positive unassigned fund balance. In other governmental funds other than the General Fund, if expenditures incurred for specific purposes exceed the amounts that are restricted, committed, or assigned to other purposes, the funds would report a negative unassigned fund balance; however, any amount reported as assigned fund balance would have to be eliminated before a negative unassigned fund balance could be reported .

When an expenditure is incurred for purposes for which both restricted and unrestricted resources are available, it is the City's policy to use restricted resources first. When an expenditure is incurred for which committed, assigned, or unassigned fund balances are available, the City considers amounts to have been spent first out of committed funds, then assigned funds, and finally unassigned funds, as needed, unless the City has provided otherwise in its commitment or assignment actions.

**City of Evans, Colorado**  
**Notes to Financial Statements (continued)**  
**December 31, 2021**

**1. Summary of Significant Accounting Policies (continued)**

As of December 31, 2021, fund balances are composed of the following:

	General Fund	Street Construction Fund	Evans Redevelopment Agency	Nonmajor Funds	Total Governmental Funds
<b>Nonspendable:</b>					
Prepaid items	\$ 199,478	\$ -	\$ -	\$ -	\$ 199,478
<b>Restricted:</b>					
Emergency reserve	1,000,000	-	-	-	1,000,000
Parks and recreation	-	-	-	852,483	852,483
Street construction	-	2,813,022	-	4,366,627	7,179,649
<b>Committed:</b>					
Surcharge fees	253,712	-	-	-	253,712
Street construction	-	-	-	40,795	40,795
<b>Assigned:</b>					
Special revenue funds	-	-	468,492	-	468,492
Street construction	-	-	-	-	-
Park construction	-	-	-	7,104,761	7,104,761
Fund balance policy	7,261,712	-	-	-	7,261,712
<b>Unassigned:</b>					
	8,215,790	-	-	-	8,215,790
<b>Total</b>	<u>\$ 16,930,692</u>	<u>\$ 2,813,022</u>	<u>\$ 468,492</u>	<u>\$ 12,364,666</u>	<u>\$ 32,576,872</u>

**Pensions**

The City contributes to the Statewide Defined Benefit Plan ("SWDBP") and the Statewide Hybrid Plan ("SWH"). Both plans are cost-sharing multiple-employer defined benefit pension plans administered by the Fire and Police Pension Association of Colorado ("FPPA"). For purposes of measuring the net pension liability, deferred outflows of resources and deferred inflows of resources related to pensions, and pension expense, information about the fiduciary net position of the SWDB and SWH plans and additions to/ deductions from the SWDB and SWH plans fiduciary net position have been determined on the same basis as they are reported by the FPPA. For this purpose, benefit payments (including refunds of employee contributions) are recognized when due and payable in accordance with the benefit terms. Investments are reported at fair value.

**Accounting Estimates**

The preparation of financial statements in conformity with GAAP requires management to make estimates and assumptions that affect the reported amounts of assets, deferred outflows of resources, liabilities, and deferred inflows of resources and disclosures of contingent assets and liabilities at the date of the financial statements and the reported amounts of revenues and expenses during the reporting period. Actual results could differ from those estimates.

**City of Evans, Colorado**  
**Notes to Financial Statements (continued)**  
**December 31, 2021**

**2. Cash and Investments**

A summary of cash and investments as of December 31, 2021, follows:

Petty Cash	\$ 1,962
Cash deposits	15,728,846
Investments	<u>37,935,503</u>
Total	<u>\$ 53,666,311</u>

Cash and investments are reported in the financial statements as follows:

Restricted cash and investments	
Governmental activities	\$ 1,000,000
Business-type activities	1,018,227
Fiduciary funds	49,470
Unrestricted cash and investments	
Governmental activities	33,319,469
Business-type activities	<u>18,279,145</u>
Total cash and investments	<u>\$ 53,666,311</u>

**Cash Deposits**

**Custodial Credit Risk**

This is the risk that, in the event of failure of a depository financial institution, a government will not be able to recover its deposits. The City's deposit policy is in accordance with CRS 11 -1 0.5-101, the Colorado Public Deposit Protection Act ("PDPA"), which governs the investment of public funds. PDPA requires that all units of local governments deposit cash in eligible public depositories. Eligibility is determined by state regulations. Amounts on deposit in excess of federal insurance levels must be collateralized by eligible collateral as determined by the PDPA. The financial institution is allowed to create a single collateral pool for all public funds held. The pool is maintained by another institution or held in trust for all of the uninsured public deposits as a group. The market value of the collateral must be at least equal to 102% of the uninsured deposits. The institution's internal records identify collateral by depositor and as such, these deposits are considered uninsured but collateralized. The State Regulatory Commissions for banks and financial services are required by statute to monitor the naming of eligible depositories and reporting of the uninsured deposits and assets maintained in the collateral pools. At December 31, 2021, the City had deposits with financial institutions with a carrying amount of \$15,728,846. The bank balances with the financial institutions were \$15,983,973, of which \$1,000,000 was covered by federal depository insurance. The remaining balance of \$14,983,973 was collateralized with securities held by the financial institutions' agents but not in the City's name.

**Cash Deposits**

**Credit Risk**

The City is required to comply with State statutes which specify investments meeting defined rating, maturity, and concentration risk criteria in which local governments may invest, which include the following.

**City of Evans, Colorado**  
**Notes to Financial Statements (continued)**  
**December 31, 2021**

**2. Cash and Investments (continued)**

Colorado statutes specify in which instruments the local government may invest, which include:

1. Repurchase agreements in obligations of the United States;
2. Obligations of the United States or obligations unconditionally guaranteed by the United States;
3. General obligation or revenue bonds of any state, District of Columbia, US territory or any of their subdivisions, with certain limitations;
4. Bankers acceptance issued by a state or national bank, with certain limitations;
5. Commercial paper, with certain limitations;
6. Any obligation, certificate of participation or lease/purchase of the investing public entity;
7. Money market funds, with certain limitations, which invest in the types of securities listed above;
8. Guaranteed investment contracts, with other certain limitations;
9. Participation with other local governments in pooled investment funds (trusts). These trusts are supervised by participating governments and must comply with the same restrictions on cash deposits and investments. These trusts are "Colotrust" and "CSAFE".

The City manages its credit risk by limiting its investments to the types of securities listed above, by pre-qualifying the financial institutions, brokers/dealers, intermediaries and advisors, and by diversifying the investment portfolio so that the impact of potential losses from any one type of security or from any one individual issuer will be minimized.

At December 31, 2021, the City had the following investments:

<u>Investments</u>	<u>S&amp;P Rating</u>	<u>Moody Rating</u>	<u>Fair Value</u>	<u>Weighted Average Maturity Date (in days)</u>	<u>Concentration of Credit Risk</u>
COLOTRUST	AAAm	NR	\$ 16,834,557	N/A	44.38%
CSAFE	AAAm	NR	2,282	N/A	0.01%
Money market funds	NR	NR	1,314,698	N/A	3.47%
US Treasury	AAA	Aaa	505,313	638	1.33%
US Instrumentality	AAA	Aaa	7,003,777	1,485	18.46%
Certificates of Deposit	NR	NR	<u>12,274,876</u>	978	32.36%
<b><u>Total Investments</u></b>			<u>\$ 37,935,503</u>		

The City categorizes its fair value measurement within the fair value hierarchy established by generally accepted accounting principles. The hierarchy is based on the valuation inputs used to measure the fair value of the asset. Level 1 inputs are quoted prices in active markets for identical assets; Level 2 inputs are significant other observable inputs; Level 3 inputs are significant unobservable inputs.

**City of Evans, Colorado**  
**Notes to Financial Statements (continued)**  
**December 31, 2021**

**2. Cash and Investments (continued)**

The City's investment balances at fair value hierarchy are as follows:

<b>Investments</b>	<b>Level 1</b>	<b>Level 2</b>	<b>Level 3</b>	<b>Total</b>
Money Market Funds	\$ 1,314,698	\$ -	\$ -	\$ 1,314,698
U.S. Treasury	-	505,313	-	505,313
U.S. Instrumentality	-	7,003,777	-	7,003,777
Certificates of deposit	-	12,274,876	-	12,274,876
Investments measured at amortized cost - CSAFE	-	-	-	2,282
Investments measured at net asset value - ColoTrust	-	-	-	16,834,557
<b>Total</b>	<u>\$ 1,314,698</u>	<u>\$ 19,783,966</u>	<u>\$ -</u>	<u>\$ 37,935,503</u>

At December 31, 2021, the City had invested \$16,834,557 in the Colorado Local Government Liquid Asset Trust (the "Trust"), an investment vehicle established for local government entities in Colorado to pool surplus funds. The State Securities Commission administers and enforces all State statutes governing the Trust. The Trust operates similarly to a money market fund and each share is equal in value to \$1. The Trust offers shares in two portfolios, COLOTRUST PRIME and COLOTRUST PLUS+. COLOTRUST PRIME invests only in U.S. Treasury and government agencies. COLOTRUST PLUS+ can invest in U.S. Treasury, government agencies, and in the highest-rate commercial paper. A designated custodial bank serves as custodian for the Trust's portfolios pursuant to a custodian agreement. The custodian acts as a safekeeping agent for the Trust's investment portfolios and provides services as the depository in connection with direct investments and withdrawals. The custodian's internal records segregate investments owned by the Trust. The Trust is rated AAAM by Standard and Poor's and is measured at net asset value.

As of December 31, 2021, the City had invested balances of \$2,282 in CSAFE, an investment vehicle established for local government entities in Colorado to pool surplus funds for investment purposes. CSAFE is a highly liquid fund operating similarly to a money market-like fund and each share is equal in value to \$1.00. CSAFE measures all of its investment at amortized cost in accordance with GASB Statement No. 79, Certain External Investment Pools and Pool Participants. CSAFE invests primarily in United States Treasuries, United States Agencies, Primary Dealer Repurchase Agreements, highly rated commercial paper, AAAM rated money market funds, highly rated corporate bonds and Colorado Depositories. The weighted average maturity of the portfolio shall not exceed 60 days and the weighted average life of the portfolio shall not exceed 120 days. CSAFE is rated AAAM by Standard & Poor's and is measured at amortized cost.

**Interest Rate Risk**

Colorado state statutes require that no investment may have a maturity in excess of five years from the date of purchase, unless an available active market exists. The City has a formal investment policy, consistent with statutory requirements, that limits investment maturities as a means of managing its exposure to fair value losses arising from increasing interest rates. The City's investment portfolio does not contain investments that exceed that limitation of five years.

**City of Evans, Colorado**  
**Notes to Financial Statements (continued)**  
**December 31, 2021**

**2. Cash and Investments (continued)**

**Custodial Credit Risk - Investments**

For an investment, custodial credit risk is the risk that, in the event of the failure of the counter party, the City will not be able to recover the value of its investments or collateral securities that are in the possession of an outside party. The City Council approves a list of financial institutions and depositories authorized to provide investment services. Security broker/dealers must have a minimum capital requirement of \$10,000,000 and at least five years of operation.

**3. Receivables**

Receivables at December 31, 2021 consist of the following:

<u>Receivables</u>	<u>General</u>	<u>Special Revenue</u>	<u>Capital Projects</u>	<u>Enterprise</u>	<u>Total</u>
Taxes	\$ 785,874	\$ -	\$ -	\$ -	\$ 785,874
Accounts	146,520	97,306	463,822	1,112,483	1,820,131
Intergovernmental	1,531,008	52,952	-	34,720	1,618,680
Other	<u>79,612</u>	<u>-</u>	<u>-</u>	<u>8,407,539</u>	<u>8,487,151</u>
<b>Total</b>	<b><u>\$ 2,543,014</u></b>	<b><u>\$ 150,258</u></b>	<b><u>\$ 463,822</u></b>	<b><u>\$ 9,554,742</u></b>	<b><u>\$12,711,836</u></b>

**4. Capital Assets**

Governmental capital assets activity for the year ended December 31, 2021 is summarized below:

	<b>Balance December 31, 2020</b>	<b>Transfers/ Additions</b>	<b>Transfers/ Retirements</b>	<b>Balance December 31, 2021</b>
<b>Governmental Activities</b>				
<i>Capital assets, not being depreciated:</i>				
Land	\$ 9,258,150	\$ -	\$ -	\$ 9,258,150
Landscaping	2,038,309	54,888	-	2,093,197
Construction in progress	<u>6,002,578</u>	<u>2,834,801</u>	<u>(2,019,139)</u>	<u>6,818,240</u>
Total capital assets, <i>not being depreciated</i>	<u>17,299,037</u>	<u>2,889,689</u>	<u>(2,019,139)</u>	<u>18,169,587</u>
<i>Capital assets, being depreciated:</i>				
Intangible assets	337,066	42,915	-	379,981
Land improvements	10,973,101	616,527	-	11,589,628
Infrastructure	31,120,115	3,960,648	-	35,080,763
Buildings and improvements	13,138,017	24,878	-	13,162,895
Machinery and Equipment	3,009,929	34,873	(298,189)	2,746,613
Transportation equipment	<u>2,087,116</u>	<u>62,446</u>	<u>-</u>	<u>2,149,562</u>
Total capital assets, being depreciated	<u>60,665,344</u>	<u>4,742,287</u>	<u>(298,189)</u>	<u>65,109,442</u>

**City of Evans, Colorado**  
**Notes to Financial Statements (continued)**  
**December 31, 2021**

**4. Capital Assets (continued)**

	<b>Balance December 31, 2020</b>	<b>Transfers/ Additions</b>	<b>Transfers/ Retirements</b>	<b>Balance December 31, 2021</b>
<b>Governmental Activities</b>				
Less accumulated depreciation:				
Intangible assets	(185,405)	(34,776)	-	(220,181)
Land improvements	(3,580,988)	(740,595)	-	(4,321,583)
Infrastructure	(8,553,808)	(1,649,558)	-	(10,203,366)
Buildings and improvements	(4,378,112)	(324,871)	-	(4,702,983)
Machinery and Equipment	(2,686,862)	(158,879)	292,651	(2,553,090)
Transportation equipment	<u>(1,976,609)</u>	<u>(123,820)</u>	<u>-</u>	<u>(2,100,429)</u>
Total Accumulated Depreciation	<u>(21,361,784)</u>	<u>(3,032,499)</u>	<u>292,651</u>	<u>(24,101,632)</u>
Total capital assets, <i>being depreciated</i> , net	<u>39,303,560</u>	<u>1,709,788</u>	<u>(5,538)</u>	<u>41,007,810</u>
Capital assets, net	<u>\$ 56,602,597</u>	<u>\$ 4,599,477</u>	<u>\$ (2,024,677)</u>	<u>\$ 59,177,397</u>

Depreciation for governmental activity capital assets has been allocated to the various activities as follows:

General government	\$ 455,632
Public safety	108,960
Public works	1,569,462
Culture, parks and recreation	889,949
Community development	<u>8,496</u>
Total depreciation expense - governmental activities	<u>\$ 3,032,499</u>

Business-type capital assets activity for the year ended December 31, 2021 is summarized below:

	<b>Balance December 31, 2020</b>	<b>Transfers/ Additions</b>	<b>Transfers/ Retirements</b>	<b>Balance December 31, 2021</b>
<b>Business-Type Activities</b>				
Capital assets, <i>not being depreciated</i> :				
Investment in Greeley water	\$ 7,802,013	\$ -	\$ -	\$ 7,802,013
Water rights	25,755,155	2,874,050	-	28,629,205
Land	331,189	-	-	331,189
Construction in progress	<u>5,562,656</u>	<u>2,132,280</u>	<u>(86,265)</u>	<u>7,608,671</u>
Total capital assets, <i>not being depreciated</i>	<u>39,451,013</u>	<u>5,006,330</u>	<u>(86,265)</u>	<u>44,371,078</u>

**City of Evans, Colorado**  
**Notes to Financial Statements (continued)**  
**December 31, 2021**

**4. Capital Assets (continued)**

	Balance December 31, 2020	Transfers/ Additions	Transfers/ Retirements	Balance December 31, 2021
<b>Business-Type Activities</b>				
Capital assets, being depreciated:				
System improvements	90,660,450	1,061,027	-	91,721,477
Machinery and Equipment	7,853,152	8,720	-	7,861,872
Intangible assets	178,134	-	-	178,134
Infrastructure	<u>1,047,156</u>	<u>-</u>	<u>-</u>	<u>1,047,156</u>
Total capital assets, being depreciated	<u>99,738,892</u>	<u>1,069,747</u>	<u>-</u>	<u>100,808,639</u>
Less accumulated depreciation:				
System improvements	(27,992,073)	(2,809,278)	-	(30,801,351)
Machinery and Equipment	(2,848,967)	(529,216)	-	(3,378,183)
Intangible assets	(142,306)	(23,261)	-	(165,567)
Infrastructure	<u>(180,280)</u>	<u>(32,528)</u>	<u>-</u>	<u>(212,808)</u>
Total Accumulated Depreciation	<u>(31,163,626)</u>	<u>(3,394,283)</u>	<u>-</u>	<u>(34,557,909)</u>
Total capital assets, <i>being depreciated</i> , net	<u>68,575,266</u>	<u>(2,324,536)</u>	<u>-</u>	<u>66,250,730</u>
Capital assets, net	<u>\$ 108,026,279</u>	<u>\$ 2,681,794</u>	<u>\$ (86,265)</u>	<u>\$ 110,621,808</u>

Depreciation for business-type activity capital assets has been allocated to the various activities as follows:

<b>Business-Type Activities</b>	
Water enterprise	\$ 943,440
Waste water enterprise	2,142,864
Drainage enterprise	<u>307,979</u>
Total depreciation expense - business-type activities	<u>\$ 3,394,283</u>

**City of Evans, Colorado**  
**Notes to Financial Statements (continued)**  
**December 31, 2021**

**5. Long-Term Debt**

**Governmental Activities**

Following is a summary of governmental activity debt transactions for the year ended December 31, 2021:

	Balance at December 31, 2020	Additions	Payments	Balance at December 31, 2021	Due Within One Year
<b>Other Obligations</b>					
Compensated Absences	427,102	466,034	(449,545)	443,591	-
Total	\$ 427,102	\$ 466,034	\$ (449,545)	\$ 443,591	\$ -

**Business-Type Activities Debt**

Following is a summary of business-type activity debt transactions for the year ended December 31, 2021:

	Balance at December 31, 2020	Additions	Payments	Balance at December 31, 2021	Due Within One Year
<b>Notes Payable</b>					
Waste Water - CWRPDA note payable (2016)	\$ 36,398,862	\$ -	\$ (1,770,692)	\$ 34,628,170	\$ 1,804,442
Water - CWRPDA note payable (2013)	467,970	-	(155,988)	311,982	155,991
Storm Drainage - CWRPDA note payable (2020)	8,392,372	-	(5,000)	8,387,372	368,513
	45,259,204	-	(1,931,680)	43,327,524	2,328,946
<b>Other Obligations</b>					
Compensated Absences	64,569	89,544	(82,758)	71,355	-
Total	\$ 45,323,773	\$ 89,544	\$ (2,014,438)	\$ 43,398,879	\$ 2,328,946

During 2013, the City entered into a loan agreement with the CWRPDA for a principal amount of \$1.5 million. The loan does not accrue interest and is payable in semi-annual principal payments beginning on May 1, 2014 with a maturity date of November 1, 2023. Imputed interest for this loan was deemed to not be material and thus is not recorded. The loan is secured by the net revenues of the ownership and operation of the water treatment system, as defined with the agreement.

During 2016, the City entered into a loan agreement with the CWRPDA for a principal amount of approximately \$39.9 million and is payable in semi-annual payments ranging from \$850,262 to \$1,161,851 with a maturity date of August 1, 2038. The loan is secured by Pledged Property as defined within the agreement. Proceeds from the loan are providing financing for the construction and maintenance of the new wastewater treatment facility. The loan bears interest of 1.7%.

During 2020, the City entered into a loan agreement with the CWRPDA for a principal amount of approximately \$8.4 million and is payable in semi-annual payments ranging from \$2,500 to \$482,801 with a maturity date of August 1, 2041. The loan is secured by Pledged Property as defined within the agreement. Proceeds from the loan are providing financing for the construction and

**City of Evans, Colorado**  
**Notes to Financial Statements (continued)**  
**December 31, 2021**

---

**5. Long-Term Debt (continued)**

---

maintenance of the new wastewater treatment facility. The loan bears interest of 0%.

The following are considered to be events of default under the loan agreement:

- (a) failure by the City to pay or cause to be paid any amounts required to be paid when due, which failure shall continue for a period of ten days;
- (b) failure by the City to make or cause to be made any required payments of principal of redemption premium if any and interest on any bonds notes or other obligations for borrowed money, after giving effect to the applicable grace period, the payments of which are secured by pledged property;
- (c) failure by the City to pay or cause to be paid the Administrative Fee or any portion thereof when due or to observe and perform any duty covenant obligation or agreement on its part to be observed or performed under the loan agreement and other than a failure to comply with the provisions of the loan agreement, which failure shall continue for a period of thirty days after written notice specifying such failure and requesting that it be remedied is given to the City by the Trustee;
- (d) a petition is filed by or against the City under any federal or state bankruptcy or insolvency law or other similar law in effect on the date of the loan agreement or thereafter enacted unless in the case of any such petition filed against the City such petition shall be dismissed within thirty days after such filing and such dismissal shall be final and not subject to appeal or the City shall become insolvent or bankrupt or make an assignment for the benefit of its creditors or a custodian including without limitation a receiver liquidator or trustee of the City or any of its property shall be appointed by court order to take possession of the City or its property or assets if such order remains in effect or such possession continues for more than thirty days.

In the event of default, the lender may initiate legal proceedings to enforce their rights under the loan agreement.

*The remainder of this page intentionally left blank*

**City of Evans, Colorado**  
**Notes to Financial Statements (continued)**  
**December 31, 2021**

**5. Long-Term Debt (continued)**

Following is a summary of the future debt service requirements for the City's business-type activity notes payable for the year ended December 31, 2021:

<u>Year ending December 31,</u>	<u>Principal</u>	<u>Interest and Servicing Fees</u>	<u>Total</u>
2022	\$ 2,328,906	\$ 733,471	\$ 3,062,377
2023	2,367,405	696,121	3,063,526
2024	2,247,866	658,571	2,906,437
2025	2,287,015	622,471	2,909,486
2026	2,321,009	588,071	2,909,080
2027-2031	11,928,078	2,615,856	14,543,934
2032-2036	12,879,115	1,668,429	14,547,544
2037-2041	<u>6,968,130</u>	<u>270,637</u>	<u>7,238,767</u>
Total	<u>\$ 43,327,524</u>	<u>\$ 7,853,627</u>	<u>\$ 51,181,151</u>

**6. Interfund Transfers**

The following table summarizes interfund transfers for the year ended December 31, 2021

	<u>Transfers Out</u>						<u>Total</u>
	<u>General Fund</u>	<u>Water Fund</u>	<u>Wastewater</u>	<u>Storm Drainage</u>	<u>Nonmajor Governmental Funds</u>	<u>Fiduciary</u>	
<b>Transfers in:</b>							
General Fund	\$ -	\$446,488	\$503,825	\$250,247	\$ 48,962	\$ 22	\$1,249,544
Street Construction Fund	600,000	-	-	-	-	-	600,000
Evans Redevelopment Agency	71,344	-	-	-	-	-	71,344
Total	<u>\$ 671,344</u>	<u>\$446,488</u>	<u>\$503,825</u>	<u>\$250,247</u>	<u>\$ 48,962</u>	<u>\$ 22</u>	<u>\$1,920,888</u>

Transfers are used to reimburse the General Fund for indirect costs associated with administrative and operational support related to providing water, wastewater, storm drainage, and refuse services to citizens. In addition, the General Fund transferred amounts to the Street Construction Fund and the Evans Redevelopment Agency.

**City of Evans, Colorado**  
**Notes to Financial Statements (continued)**  
**December 31, 2021**

**7. Risk Management**

The City is exposed to various risks of loss related to torts; theft of, damage to, or destruction of assets; errors or omissions; injuries to employees, or acts of God. The City maintains commercial insurance to address these risks of loss. Settled claims have not exceeded this commercial coverage in any of the past three fiscal years.

The City has a self-funded dental insurance arrangement. The insurance coverage is substantially the same as in prior fiscal years. The City is self-insured for its dental benefits through its General Fund for employees which range from \$0 to \$453 per employee per year depending on the level of coverage selected. The maximum claim liability for 2021 was \$146,000. Expenditures are charged to the General Fund as this is the fund in which the employees' payroll expenditure is charged at the maximum amount per level of coverage.

Claims processing and payments for the dental claims are made through a third-party administrator. The City uses the information provided by the third-party administrator to aid in the determination of self-insurance liabilities (assets). Amounts due in the future year on claims as of December 31, 2021 are recognized as other liabilities (assets) in the statement of net position.

Changes in claims payable were as follows:

	<b><u>2021</u></b>
Claims Premium Liability (Asset), <i>Beginning of Year</i>	\$ (412)
Claims and Changes in Estimates, <i>Current Year</i>	68,372
Claims Payments	<u>(71,382)</u>
Claims and Premium Liability (Asset), <i>End of Year</i>	<u>\$ (3,422)</u>

**8. Retirement Commitments**

**General Employees Defined Contributions Plan**

Effective January 1, 1985, the City and its employees elected to adopt a defined contribution pension plan called the City of Evans Saving Plan (the "Plan"). In a defined contribution plan, benefits depend solely on amounts contributed to the plan plus investment earnings. All regular, full-time employees who have been employed at least one year are eligible to participate in the Plan.

Employee Contribution	Employer Contribution
0%	3%
1%	4%
2%	5%
3%	6%
4% or More	7%

**City of Evans, Colorado**  
**Notes to Financial Statements (continued)**  
**December 31, 2021**

---

**8. Retirement Commitments (continued)**

---

Employee contributions vest immediately. Employees will be vested in employer contributions according to the following schedule:

1 year on plan	30% vested
2 years on plan	60% vested
3 years on plan	100% vested

The City's total payroll for the year ended December 31, 2021 was \$8,013,238. The City's contributions to the Plan for the years ending December 31, 2021, 2020 and 2019 were \$453,178 \$440,444, and \$366,114 respectively.

Empower Retirement is the plan administrator and the City Council has the authority to establish and amend benefit provisions of the plan.

*State of Colorado Fire and Police Pension Association - Defined Benefit Plan*

*Plan description.* The Plan is a cost-sharing multiple-employer defined benefit pension plan covering substantially all full-time employees of participating fire or police departments in Colorado hired on or after April 8, 1978 (New Hires), provided that they are not already covered by a statutorily exempt plan. As of August 5, 2003, the Plan may include clerical and other personnel from fire districts whose services are auxiliary to fire protection. The Plan became effective January 1, 1980.

Employers once had the option to elect to withdraw from the Plan, but a change in state statutes permitted no further withdrawals after January 1, 1988.

Colorado Revised Statutes Title 31, Article 31 grants the authority to establish and amend the benefit terms to the Fire & Police Pension Association of Colorado Board of Directors. The Fire & Police Pension Association of Colorado issues a publicly available financial report that can be obtained at [www.fppaco.org](http://www.fppaco.org).

*Benefits provided.* A member is eligible for a normal retirement pension once the member has completed twenty-five years of credited service and has attained the age of 55. Effective January 1, 2021, a member may also qualify for a normal retirement pension if the member's combined years of service and age equals at least 80, with a minimum age of 50. The annual normal retirement benefit is 2.0 percent of the average of the member's highest three years' base salary for each year of credited service up to ten years, plus 2.5 percent for each year of service thereafter. The benefit earned prior to January 1, 2007 for members of affiliated Social Security employers will be reduced by the amount of Social Security income payable to the member annually. Effective January 1, 2007, members currently covered under Social Security will receive half the benefit when compared to the Statewide Defined Benefit Plan ("SWDB Plan"). Benefits paid to retired members are evaluated and may be re-determined every October 1. The amount of any increase is based on the Board's discretion and can range from 0 to the higher of 3 percent or the Consumer Price Index.

A member is eligible for an early retirement after completion of 30 years of service or attainment of age 50 with at least five years of credited service. The early retirement benefit equals the normal retirement benefit reduced on an actuarially equivalent basis. Upon termination, an employee may elect to have member contributions, along with 5 percent as interest, returned as a lump sum

**City of Evans, Colorado**  
**Notes to Financial Statements (continued)**  
**December 31, 2021**

---

**8. Retirement Commitments (continued)**

---

distribution. Alternatively, a member with at least five years of accredited service may leave contributions with the Plan and remain eligible for a retirement pension at age 55 equal to 2 percent of the member's average highest three years' base salary for each year of credited service up to ten years, plus 2.5 percent for each year of service thereafter.

*Contributions.* Contribution rates for the SWDB plan are set by state statute. Employer contribution rates can only be amended by state statute. Member contribution rates can be amended by state statute or election of the membership. Effective January 1, 2021, contribution rates for employers and members may be increased equally by the FPPA Board of Directors upon approval through an election by both the employers and members.

In 2014, the members elected to increase the member contribution rate to the SWDB plan beginning in 2015. Member contribution rates will increase 0.5 percent annually through 2022 to a total of 12 percent of pensionable earnings. Employer contributions are 8 percent and 8.5 percent in 2020 and 2021, respectively. Employer contributions will increase 0.5 percent annually beginning in 2021 through 2030 to a total of 13 percent of pensionable earnings. In 2020, members of the SWDB plan and their employers are contributing at the rate of 11 percent and 8 percent, respectively, of pensionable earnings for a total contribution rate of 19 percent.

Contributions from members and employers of departments reentering the system are established by resolution and approved by the FPPA Board of Directors. The reentry group has a combined contribution rate of 23.0 percent and 23.5 percent of pensionable earnings in 2020 and 2021, respectively. It is a local decision as to whether the member or employer pays the additional 4 percent contribution. The member and employer contribution rates will increase through 2030 as described above for the non-reentering departments. Effective January 1, 2021, reentry departments may submit a resolution to the FPPA Board of Directors to reduce the additional 4 percent contribution, to reflect the actual cost of reentry by department, to the plan for reentry contributions. Each reentry department is responsible to remit contributions to the plan in accordance with their most recent FPPA Board of Directors approved resolution.

The contribution rate for members and employers of affiliated social security employers is 5.5 percent and 4 percent, respectively, of pensionable earnings for a total contribution rate of 9.50 percent in 2020 and 9.75 percent in 2021. Per the 2014 member election, members of the affiliate social security group had their required contribution rate increase 0.25 percent annually beginning in 2015 through 2022 to a total of 6 percent of pensionable earnings. Employer contributions are 4 percent and 4.25 percent in 2020 and 2021. Employer contributions will increase 0.25 percent annually beginning in 2021 through 2030 to a total of 6.5 percent of pensionable earnings. Contributions to the Plan from the City were \$29,593 for the year ended December 31, 2021.

***Pension Liabilities, Pension Expense, and Deferred Outflows of Resources and Deferred Inflows of Resources Related to Pensions***

At December 31, 2021, the City reported a net pension asset of \$88,085 for its proportionate share of the net pension asset. The net pension liability was measured as of December 31, 2020 and the total pension liability used to calculate the net pension asset was determined by an actuarial valuation as of January 1, 2021. The City's proportion of the net pension asset was based on a projection of the City's long-term share of contributions to the pension plan relative to the projected contributions of all

**City of Evans, Colorado**  
**Notes to Financial Statements (continued)**  
**December 31, 2021**

**8. Retirement Commitments (continued)**

participating Departments, actuarially determined. At December 31, 2019, the City's proportion was 0.0640 percent, which was a decrease of 0.0235 from its proportion measured as of December 31, 2018.

For the year ended December 31, 2021, the City recognized pension expense of \$37,571. At December 31, 2021, the City reported deferred outflows of resources and deferred inflows of resources related to pensions from the following sources:

	<b>Deferred Outflows of Resources</b>	<b>Deferred Inflows of Resources</b>
Differences between expected and actual experience	\$ 74,704	\$ 350
Changes of assumptions or other inputs	37,464	-
Net difference between projected and actual earnings on plan investments	-	90,476
Changes in proportionate share of contributions	127,583	-
City Contributions subsequent to the measurement date	<u>29,593</u>	<u>-</u>
	<u>\$ 269,344</u>	<u>\$ 90,826</u>

The \$29,593 reported as deferred outflows of resources related to pensions resulting from City contributions subsequent to the measurement date will be recognized as a reduction of the net pension liability in the year ended December 31, 2022. Other amounts reported as deferred outflows of resources and deferred inflows of resources related to pensions will be recognized in pension expense as follows:

<u>Year ended December 31,</u>	<u>Amortization</u>
2022	\$ 20,752
2023	10,365
2024	3,794
2025	22,325
2026	29,222
Thereafter	62,468
	<u>\$ 148,926</u>

*Actuarial assumptions.* The actuarial valuations for the plan were used to determine the actuarially determined contributions for the fiscal year ending December 31, 2020. The valuations used the following actuarial assumption and other inputs:

Actuarial Valuation Date	January 1, 2020
Actuarial Method	Entry Age Normal
Amortization Method	Level % of Payroll, Open
Amortization Period	30 Years

**City of Evans, Colorado**  
**Notes to Financial Statements (continued)**  
**December 31, 2021**

**8. Retirement Commitments (continued)**

Long-term investment rate of return	7.0%
Projected salary increases	4.25 – 11.25 percent
Cost of Living Adjustment	0%
Inflation	2.5%

For determining the total pension liability and actuarially determined contributions, the post-retirement mortality tables for non-disabled retirees uses the 2006 central rates from the RP-2014 Annuitant Mortality Tables projected to 2018 using the MP-2017 projection scales, and the projected prospectively using the ultimate rates of the scale for all years. The preretirement off-duty mortality tables are adjusted to 50% of the RP-2014 mortality tables for active employees. The on-duty mortality rate is 0.00015.

At least every five years the FPPA’s Board of Directors, in accordance with best practices, reviews its economic and demographic actuarial assumptions. At its July 2018 meeting, the Board of Directors reviewed and approved recommended changes to the actuarial assumptions. The recommendations were made by the FPPA’s actuaries, Gabriel, Roeder, Smith & Co., based upon their analysis of past experience and expectations of the future. The assumption changes were effective for actuarial valuations beginning January 1, 2019. The actuarial assumptions impact actuarial factors for benefit purposes such as purchases of service credit and other benefits where actuarial factors are used.

The long-term expected rate of return on pension plan investments was determined using a building-block method in which best-estimate ranges of expected future real rates of return (expected returns, net of pension plan investment expense and inflation) are developed for each major asset class. These ranges are combined to produce the long-term expected rate of return by weighing the expected future real rates of return by the target asset allocation percentage and by adding expected inflation (assumed at 2.5 percent). Best estimates of arithmetic real rates of return for each major asset class included in the Fund’s target asset allocation as of December 31, 2020 are summarized in the following table:

Asset Class	Target Allocation	Long Term Expected Rate of Return
Global Equity	39%	8.23%
Equity Long/Short	8%	6.87%
Private Markets	26%	10.63%
Fixed Income - Rates	10%	4.01%
Fixed Income - Credit	5%	5.25%
Absolute Return	10%	5.60%
Cash	2%	2.32%
Total	100%	

*Discount rate.* The discount rate used to measure the total pension liability was 7.00 percent. The projection of cash flows used to determine the discount rate assumed that contributions from participating employers will be made based on the actuarially determined rates based on the Board's funding policy, which establishes the contractually required rates under Colorado

**City of Evans, Colorado**  
**Notes to Financial Statements (continued)**  
**December 31, 2021**

**8. Retirement Commitments (continued)**

statutes. Based on those assumptions, the SWDB plan fiduciary net position was projected to be available to make all the projected future benefit payments of current plan members. Therefore, the long-term expected rate of return on pension plan investments was applied to all periods of projected benefit payments to determine the total pension liability.

Projected benefit payments are required to be discounted to their actuarial present values using a Single Discount Rate that reflects (1) a long-term expected rate of return on pension plan investments (to the extent that the plan's fiduciary net position is projected to be sufficient to pay benefits) and (2) tax-exempt municipal bond rate based on an index of 20-year general obligation bonds with an average AA credit rating as of the measurement date (to the extent that the plan's projected fiduciary net position is not sufficient to pay benefits).

For the purpose of this valuation, the expected rate of return on pension plan investments is 7.00 percent; the municipal bond rate is 2.00 percent (based on the weekly rate closest to but not later than the measurement date of the "state ft local bonds" rate from Federal Reserve statistical release (H.15)); and the resulting Single Discount Rate is 7.00 percent.

*Sensitivity of the City's proportionate share of the net pension liability to changes in the discount rate.* The following presents the City's proportionate share of the net pension liability/(asset) calculated using the discount rate of 7.00 percent, as well as what the City's proportionate share of the net pension liability/(asset) would be if it were calculated using a discount rate that is 1-percentage point lower (6.00 percent) or 1-percentage-point higher (8.00 percent) than the current rate:

	1.00 % Decrease	Current Discount Rate	1.00% Increase
City's proportionate share of the net pension liability / (asset)	\$88,643	\$(88,085)	\$(234,437)

*Pension plan fiduciary net position.* Detailed information about the pension plan's fiduciary net position is available in the separately issued Fire & Police Pension Association of Colorado financial report.

***State of Colorado Fire and Police Pension Association - Statewide Hybrid Plan***

*Plan description.* The SWH Plan was established January 1, 2004 as a cost-sharing multiple-employer pension plan covering full-time firefighters and police officers from departments that elect coverage. The Plan may also cover clerical staff, other fire district personnel whose services are auxiliary to fire protection, or chiefs who have opted out of the Statewide Defined Benefit Plan. The Plan is comprised of two components: Defined Benefit and Money Purchase. With the latter component, members have the option of choosing among various investment options offered by an outside investment manager. Employers may not withdraw from the Plan once affiliated.

The SWH is comprised of two components: Defined Benefit and Money Purchase. The Plan assets associated with the Defined Benefit Component are included in the Fire ft Police Members' Benefit Investment Fund and the Plan assets associated with the Money Purchase Component and Deferred

**City of Evans, Colorado**  
**Notes to Financial Statements (continued)**  
**December 31, 2021**

---

**8. Retirement Commitments (continued)**

---

Retirement Option Plan (DROP) assets are included in the Fire ft Police Members' Self-Directed Investment Fund.

The plan is administered by the FPPA. FPPA issues a publicly available comprehensive annual financial report which can be obtained on FPPA's website at <http://www.FPPAco.org>.

*Benefits provided.* The Plan document states that any member may retire from further service and become eligible for a normal retirement pension at any time after age 55, if the member has at least 25 years of service.

The annual normal pension of the Defined Benefit Component is 1.5 percent of the average of the member's highest three years' base salary for each year of credited service. Benefits paid to retired members of the Defined Benefit Component are evaluated and may be re-determined annually on October 1. The amount of any increase is based on the Board's discretion and can range from 0 to 3 percent.

A member is eligible for early retirement within the Defined Benefit Component after completion of 30 years of service or attainment of age 50 with at least five years of credited service. The early retirement benefit equals the normal retirement benefit reduced on an actuarially equivalent basis. Upon termination, a member may elect to have all contributions, along with 5 percent as interest, returned as a lump sum distribution from the Defined Benefit Component. Alternatively, a member with at least five years of accredited service may leave contributions with the Defined Benefit Component of the Plan and remain eligible for a retirement pension at age 55 equal to 1.5 percent of the average of the member's highest three years' base salary of reach year of credited service.

*Contributions.* The Plan sets contribution rates at a level that enables all benefits to be fully funded at the retirement date of all members. The members of the SWH plan and their employers are currently each contributing at the rate determined by the individual employer, however, the rate for both employer and members must be at least 8 percent of the member's base salary. The amount allocated

to the Defined Benefit Component is set annually by the FPPA Board of Directors. Excess contributions fund the Money Purchase Component of the Plan. The Defined Benefit Component contribution rate from July 1, 2019 through June 30, 2020 was 13.80 percent. The Defined Benefit Component contribution rate from July 1, 2018 through June 30, 2019 was 13.40 percent.

Within the Money Purchase Component, members are always fully vested in their own contributions, as well as the earnings on those contributions. Vesting in the employer's contributions within the Money Purchase component, and earnings on those contributions occurs according to the vesting schedule set by the plan document at 20 percent per year after the first year of service to be 100 percent vested after 5 years of service. Employer and member contributions are invested in funds at the discretion of members.

Contributions to the Plan from the City were \$198,855 for the year ended December 31, 2021.

***Pension Liabilities, Pension Expense, and Deferred Outflows of Resources and Deferred Inflows of Resources Related to Pensions***

**City of Evans, Colorado**  
**Notes to Financial Statements (continued)**  
**December 31, 2021**

**8. Retirement Commitments (continued)**

At December 31, 2021, the City reported a net pension asset of \$3,096,837 for its proportionate share of the net pension asset. The net pension asset was measured as of December 31, 2020, and the total pension liability used to calculate the net pension asset was determined by an actuarial valuation as of January 1, 2021. The City's proportion of the net pension asset was based on a projection of the City's long-term share of contributions to the pension plan relative to the projected contributions of all participating Departments, actuarially determined. At December 31, 2020, the City's proportion was 11.259 percent, which was an increase of 0.0217 percent from its proportion measured as of December 31, 2019.

For the year ended December 31, 2021, the City recognized pension income of \$440,271. At December 31, 2021, the City reported deferred outflows of resources and deferred inflows of resources related to pensions from the following sources:

	<b>Deferred Outflows of Resources</b>	<b>Deferred Inflows of Resources</b>
Differences between expected and actual experience	\$ 1,150,015	\$ -
Changes of assumptions or other inputs	145,444	-
Net difference between projected and actual earnings on pension plan investments	-	717,129
Changes in proportion and differences between contributions recognized and proportionate share of contributions	-	134,808
City Contributions subsequent to the measurement date	198,855	-
	<u>\$ 1,494,314</u>	<u>\$ 851,937</u>

The \$198,855 reported as deferred outflows of resources related to pensions resulting from City contributions subsequent to the measurement date will be recognized as a reduction of the net pension liability in the year ended December 31, 2021. Other amounts reported as deferred outflows of resources and deferred inflows of resources related to pensions will be recognized in pension expense as follows:

<b>Year ended December 31,</b>	<b>Amortization</b>
2022	\$ 82,170
2023	160,949
2024	47,145
2025	51,378
2026	82,793
Thereafter	19,087
	<u>\$ 443,522</u>

**City of Evans, Colorado**  
**Notes to Financial Statements (continued)**  
**December 31, 2021**

**8. Retirement Commitments (continued)**

*Actuarial assumptions.* The actuarial valuations for the plan were used to determine the actuarially determined contributions for the fiscal year ending December 31, 2020. The valuations used the following actuarial assumption and other inputs:

Actuarial Valuation Date	January 1, 2020
Actuarial Method	Entry Age Normal
Amortization Method	Level % of Payroll, Open
Amortization Period	30 Years
Long-term investment rate of return	7.0%
Projected salary increases	4.25 – 11.25 percent
Cost of Living Adjustment	0.0 percent
Inflation	2.5 percent

For determining the total pension liability and actuarially determined contributions, the post-retirement mortality tables for non-disabled retirees uses the 2006 central rates from the RP-2014 Annuitant Mortality Tables projected to 2018 using the MP-2017 projection scales, and the projected prospectively using the ultimate rates of the scale for all years. The preretirement off-duty mortality tables are adjusted to 50% of the RP-2014 mortality tables for active employees. The on-duty mortality rate is 0.00015.

At least every five years the FPPA's Board of Directors, in accordance with best practices, reviews its economic and demographic actuarial assumptions. At its July 2018 meeting, the Board of Directors reviewed and approved recommended changes to the actuarial assumptions. The recommendations were made by the FPPA's actuaries, Gabriel, Roeder, Smith & Co., based upon their analysis of past experience and expectations of the future. The assumption changes were effective for actuarial valuations beginning January 1, 2019. The actuarial assumptions impact actuarial factors for benefit purposes such as purchases of service credit and other benefits where actuarial factors are used.

The long-term expected rate of return on pension plan investments was determined using a building-block method in which best-estimate ranges of expected future real rates of return (expected returns, net of pension plan investment expense and inflation) are developed for each major asset class. These ranges are combined to produce the long-term expected rate of return by weighing the expected future real rates of return by the target asset allocation percentage and by adding expected inflation (assumed at 2.5 percent). Best estimates of arithmetic real rates of return for each major asset class included in the Fund's target asset allocation as of December 31, 2019 are summarized in the following table:

Asset Class	Target Allocation	Long Term Expected Rate of Return
Global Equity	38.0%	7.00%
Equity Long/Short	8.0%	6.00%
Private Markets	25.0%	9.20%
Fixed Income	15.0%	5.20%

**City of Evans, Colorado**  
**Notes to Financial Statements (continued)**  
**December 31, 2021**

**8. Retirement Commitments (continued)**

Absolute Return	8.0%	5.50%
Managed Futures	4.0%	5.00%
Cash	2.0%	2.52%
Total	100%	

*Discount rate.* The discount rate used to measure the total pension liability was 7.00 percent. The projection of cash flows used to determine the discount rate assumed that contributions from participating employers will be made based on the actuarially determined rates based on the Board's funding policy, which establishes the contractually required rates under Colorado statutes. Based on those assumptions, the SWH - Defined Benefit Component plan fiduciary net position was projected to be available to make all the projected future benefit payments of current plan members. Therefore, the long-term expected rate of return on pension plan investments was applied to all periods of projected benefit payments to determine the total pension liability.

Projected benefit payments are required to be discounted to their actuarial present values using a Single Discount Rate that reflects (1) a long-term expected rate of return on pension plan investments (to the extent that the plan's fiduciary net position is projected to be sufficient to pay benefits) and (2) tax-exempt municipal bond rate based on an index of 20-year general obligation bonds with an average AA credit rating as of the measurement date (to the extent that the plan's projected fiduciary net position is not sufficient to pay benefits).

For the purpose of this valuation, the expected rate of return on pension plan investments is 7.00 percent; the municipal bond rate is 2.75 percent (based on the weekly rate closest to but not later than the measurement date of the "state & local bonds" rate from Federal Reserve statistical release (H.15)); and the resulting Single Discount Rate is 7.00 percent.

*Sensitivity of the City's proportionate share of the net pension liability/(asset) to changes in the discount rate.* The following presents the City's proportionate share of the net pension liability/(asset) calculated using the discount rate of 7.00 percent, as well as what the City's proportionate share of the net pension liability/ (asset) would be if it were calculated using a discount rate that is 1-percentage point lower (6.00 percent) or 1-percentage-point higher (8.00 percent) than the current rate:

	1.00 % Decrease	Current Discount Rate	1.00% Increase
City's proportionate share of the net pension liability / (asset)	\$(2,134,332)	\$(3,096,837)	\$(3,895,221)

*Pension plan fiduciary net position.* Detailed information about the pension plan's fiduciary net position is available in the separately issued Fire & Police Pension Association of Colorado financial report.

***Deferred Compensation Plan***

The City offers its employees a deferred compensation plan created in accordance with Internal Revenue Code Section 457. The plan is administered by the International City Managers Association Retirement

**City of Evans, Colorado**  
**Notes to Financial Statements (continued)**  
**December 31, 2021**

**8. Retirement Commitments (continued)**

Corporation. The plan is available to all full-time city employees. The plan allows its participants to defer a portion of their current salary to all future years. Participation in the plan is optional. The deferred compensation is not available to the participants until termination, retirement, death, or an unforeseeable emergency occurs. The plan assets are held in trust for the benefit of the employee and therefore not reflected on the financial statements of the City. The City contributes 3% of the City Manager's gross income. The City's contributions to the plan for the years ended December 31, 2021, 2020, and 2019 were \$4,836, \$4,831, and \$4,645, respectively.

**9. Rate Maintenance**

The 2013, 2016 and 2020 Colorado Water Resources and Power Development Authority loan agreements (Waste Water Fund, Water Fund, and Storm Drainage) require that net revenues, as defined, shall represent a sum equal to 110% of the amount necessary to pay, when due, the principal and interest on the loan. The following table shows these calculations and that the City is in compliance with these requirements.

**Water Fund (2013)**

2021 Gross revenues	\$ 7,557,399
2021 Operation and maintenance expense	<u>(4,869,995)</u>
Net revenues as defined in CWRPDA loan agreement	2,687,404
110% of 2016 loan debt service	<u>(171,590)</u>
Amount 2021 net revenue exceeded the 2016 loan requirements	<u>\$ 2,515,814</u>

**Waste Water Fund (2016)**

2021 Gross revenues	\$ 5,525,082
2021 Operation and maintenance expense	<u>(1,794,971)</u>
Net revenues as defined in CWRPDA loan agreement	3,730,111
110% of 2016 loan debt service	<u>(2,658,937)</u>
Amount 2021 net revenue exceeded the 2016 loan requirements	<u>\$ 1,071,174</u>

**Storm Drainage Fund (2020)**

2021 Gross revenues	\$ 879,389
2021 Operation and maintenance expense	<u>(275,936)</u>
Net revenues as defined in CWRPDA loan agreement	603,453
110% of 2020 loan debt service	<u>(538,088)</u>
Amount 2021 net revenue exceeded the 2020 loan requirements	<u>\$ 65,365</u>

**City of Evans, Colorado**  
**Notes to Financial Statements (continued)**  
**December 31, 2021**

---

**10. Commitments and Contingencies**

---

*TABOR Reserves*

In November 1992, Colorado voters passed the TABOR Amendment (the "Amendment") to the State Constitution which limits state and local government tax powers and imposes spending limitations. Fiscal year 1993 provides the basis for limits in future years to which may be applied allowable increases for inflation and local growth. Revenue received in excess of the limitations may be required to be refunded unless the City's electorates vote to retain the revenue.

On April 5, 1994, the voting citizens of the City of Evans authorized the City (retroactive to January 1, 1993) to collect, retain, and expend all revenues, notwithstanding any state restrictions of fiscal year spending. This effectively removed all revenue and spending limits imposed by the Amendment. The City did not increase or incur any new tax or bonded debt in 2021.

The City's Home Rule Charter provision requires an Emergency Contingency Reserve Fund, reported in the General Fund in 2014, that shall maintain a balance equal to 5% of the budgeted General Fund revenues, until such fund is equal in amount to 25% of the prior year's General Fund expenditures. In 2019, 5% of budgeted revenues were \$2.5 million less than 25% of the prior year's General Fund expenditures. In the November 2012 election, the citizens of Evans approved a ballot initiative to provide for a ceiling of \$1 million in the Emergency Contingency Fund, allowing any amount exceeding this amount to be transferred to the General Fund. This ceiling was effective starting January 1, 2013.

*Litigation*

At times, the City may be subject to various claims and legal proceedings covering a wide range of matters that arise in the ordinary course of business. Management believes that any liability that may ultimately result from the resolution of these matters will not have a material adverse effect on the financial condition or results of operations of the City.

*Grants*

The City participated in numerous State and Federal grant programs, which are governed by various rules and regulations of the grantor agencies. Costs charged to the respective grant programs are subject to audit and adjustment by the grantor agencies; therefore, to the extent the City has not complied with the rules and regulations governing the grants, refunds of any money received may be required and the collectability of any related receivable at December 31, 2021, may be impaired. In the opinion of the City, there are no significant contingent liabilities relating to compliance with the rules and regulations governing the respective grants; therefore, no provision has been recorded in the accompanying financial statements for such contingencies

---

**11. Related Party Transactions**

---

The City has entered into an intergovernmental agreement ("IGA") with the Evans Fire Protection District (the "District") to provide financial support to the District until the District received sufficient revenue to support its operations. In order to provide for the funding of District operations as required in the IGA, the City paid the District \$533,572 in 2021.

**City of Evans, Colorado**  
**Notes to Financial Statements (continued)**  
**December 31, 2021**

---

**12. Northern Integrated Supply Project**

---

The City has entered into an agreement with the Northern Colorado Water Conservancy District ("NCWCD"), acting by and through its Northern Integrated Supply Project ("NISP") Water Activity Enterprise. NISP is a collaborative effort between NCWCD and 15 northern Front Range municipalities and water districts to increase the water quantity and reliability of their water supplies. As of December 31, 2021, In 2021, the City paid \$438,000 toward this project, with total expenditures of \$2,523,952, which has been classified as construction in progress.

**13. Riverside Library and Cultural Center**

---

The City has entered into an IGA with the High Plains Public Library District ("HPLD") for the acquisition of property and construction of shared facilities for public, municipal and/or commercial purposes. This project is known as the Riverside Library and Cultural Center. In accordance with this IGA, the City will provide real property on which the project is to be constructed and the City and HPLD will share the construction costs based on the number of square feet of the project to be owned by each party. An ownership agreement was also entered into relating to the Center; under the agreement the City will own 40% of the Center and the HPLD will own the remaining 60%. The Center was completed in 2015.

**14. Evans Redevelopment Agency**

---

A 2018 cooperation agreement between the City and the ERA stated that the ERA would use any incremental sales tax revenue to repay the City for outstanding loans made from the City to the ERA. During 2021, \$373,058 was applied to the loan. As of December 31, 2021 the loan balance owed to the City from the ERA was \$1,275,424. The fund components of this intragovernmental agreement have been eliminated from the fund financial statements.

**City of Evans, Colorado**

---

**Required Supplementary Information**

**City of Evans, Colorado**  
**General Fund**  
**Schedule of Revenues, Expenditures**  
**and Changes in Fund Balances—Budget and Actual**  
**For the Year Ended December 31, 2021**

	<b>BUDGETED AMOUNTS</b>		<b>ACTUAL</b>	<b>VARIANCE WITH</b>
	<b>ORIGINAL</b>	<b>FINAL</b>		<b>FINAL BUDGET</b>
				<b>POSITIVE</b>
				<b>(NEGATIVE)</b>
<b>REVENUES</b>				
Taxes	\$ 9,142,231	\$ 9,833,288	\$ 10,717,462	\$ 884,174
Licenses and permits	1,611,008	1,611,008	1,285,705	(325,303)
Intergovernmental	1,388,128	1,127,320	1,736,303	608,983
Grants and contributions				
Other	-	385,808	192,817	(192,991)
Charges for services	232,625	232,625	244,049	11,424
Fines and forfeitures	373,783	373,783	364,678	(9,105)
Earnings (losses) on investments	-	-	(226,501)	(226,501)
Miscellaneous	179,000	237,500	1,830,513	1,593,013
<b>TOTAL REVENUES</b>	<u>12,926,775</u>	<u>13,801,332</u>	<u>16,145,026</u>	<u>2,343,694</u>
<b>EXPENDITURES</b>				
General Government	4,632,263	5,121,862	4,376,040	745,822
Public Safety	5,876,522	6,420,909	5,990,026	430,883
Public Works	2,139,551	2,172,893	1,124,341	1,048,552
Culture, parks and Recreation	1,181,910	1,198,063	1,016,221	181,842
Community development	1,078,440	1,114,596	1,148,192	(33,596)
Capital outlay	-	743,233	226,001	517,232
<b>TOTAL EXPENDITURES</b>	<u>14,908,686</u>	<u>16,771,556</u>	<u>13,880,821</u>	<u>2,890,735</u>
<b>Excess (deficiency) of revenues over expenditures</b>	<u>(1,981,911)</u>	<u>(2,970,224)</u>	<u>2,264,205</u>	<u>5,234,429</u>
<b>OTHER FINANCING SOURCES AND (USES)</b>				
Coronavirus relief activity	-	(125,000)	(20,011)	104,989
Proceeds from sale of capital assets	-	-	10,116	10,116
Transfers out	-	-	(671,344)	(671,344)
Transfers in	1,474,560	1,474,560	1,249,544	(225,016)
<b>TOTAL OTHER FINANCING SOURCES AND (USES)</b>	<u>1,474,560</u>	<u>1,349,560</u>	<u>568,305</u>	<u>(781,255)</u>
<b>NET CHANGE IN FUND BALANCE</b>	<u>\$ (507,351)</u>	<u>\$ (1,620,664)</u>	<u>2,832,510</u>	<u>\$ 4,453,174</u>
<b>FUND BALANCES, BEGINNING OF YEAR</b>			<u>14,100,058</u>	
<b>FUND BALANCES, END OF YEAR</b>			<u>\$ 16,932,568</u>	

**City of Evans, Colorado**  
**Evans Redevelopment Agency**  
**Schedule of Revenues, Expenditures**  
**And Changes in Fund Balance—Budget and Actual**  
**For the Year Ended December 31, 2021**

	<u>BUDGETED AMOUNTS</u>		<u>ACTUAL</u>	<u>VARIANCE WITH FINAL BUDGET POSITIVE (NEGATIVE)</u>
	<u>ORIGINAL</u>	<u>FINAL</u>		
<b>REVENUES</b>				
Property tax revenue	\$ 2,169	\$ 2,169	\$ 2,242	\$ 73
Miscellaneous revenue	-	-	296,735	296,735
<b>TOTAL REVENUES</b>	<u>2,169</u>	<u>2,169</u>	<u>298,977</u>	<u>296,808</u>
<b>EXPENDITURES</b>				
Community development	<u>210,850</u>	<u>210,850</u>	<u>116,924</u>	<u>93,926</u>
<b>TOTAL EXPENDITURES</b>	<u>210,850</u>	<u>210,850</u>	<u>116,924</u>	<u>93,926</u>
<b>OTHER FINANCING SOURCES</b>				
Transfers in	<u>210,850</u>	<u>210,850</u>	<u>71,344</u>	<u>(139,506)</u>
<b>NET CHANGE IN FUND BALANCE</b>	<u>\$ 2,169</u>	<u>\$ 2,169</u>	253,397	<u>\$ 251,228</u>
<b>FUND BALANCE, BEGINNING OF YEAR</b>			<u>215,095</u>	
<b>FUND BALANCE, END OF YEAR</b>			<u>\$ 468,492</u>	

The accompanying notes are an integral part of these financial statements.

**City of Evans, Colorado**  
**Retirement Plan Supplementary Information**  
**For the Year Ended December 31, 2021**

Schedule of Proportionate Share of the Net Pension and OPEB Liability (Asset) and Related Ratios

**FPPA - Defined Benefit Plan**

Year Ending*	Proportion of the Net Pension Liability (Asset)	Proportionate Share of the Net Pension Liability (Asset)	Actual Member Payroll	Net Pension Liability (Asset) as a Percentage of Member Payroll	Fiduciary Net Position as a Percentage of Total Pension Liability (Asset)
12/31/2014	0.108%	\$ (135,044)	\$ 468,813	28.81%	105.80%
12/31/2015	0.106%	\$ (119,765)	\$ 477,223	25.10%	106.80%
12/31/2016	0.102%	\$ (1,802)	\$ 495,725	0.36%	100.10%
12/31/2017	0.104%	\$ 37,554	\$ 531,901	7.06%	98.21%
12/31/2018	0.098%	\$ (141,055)	\$ 573,503	24.60%	106.30%
12/31/2019	0.875%	\$ 110,655	\$ 586,294	18.87%	95.20%
12/31/2020	0.640%	\$ (36,193)	\$ 471,668	7.67%	101.90%
12/31/2021	0.410%	\$ (88,085)	\$ 325,887	27.03%	106.70%

**FPPA - Statewide Hybrid Plan**

Year Ending*	Proportion of the Net Pension Liability (Asset)	Proportionate Share of the Net Pension Liability (Asset)	Actual Member Payroll	Net Pension Liability (Asset) as a Percentage of Member Payroll	Fiduciary Net Position as a Percentage of Total Pension Liability (Asset)
12/31/2014	8.521%	\$ (984,539)	\$ 1,377,913	71.45%	139.00%
12/31/2015	9.310%	\$ (1,104,158)	\$ 1,440,309	76.66%	140.60%
12/31/2016	8.839%	\$ (930,991)	\$ 1,460,325	63.75%	129.44%
12/31/2017	11.264%	\$ (1,226,115)	\$ 1,820,819	67.34%	127.50%
12/31/2018	10.493%	\$ (2,051,567)	\$ 2,005,423	102.30%	138.86%
12/31/2019	10.589%	\$ (1,461,670)	\$ 2,109,605	69.29%	123.46%
12/31/2020	11.237%	\$ (2,188,366)	\$ 2,325,777	94.09%	130.06%
12/31/2021	11.259%	\$ (3,096,837)	\$ 2,474,566	125.15%	137.99%

Note: This schedule is intended to show information for ten years. Additional years will be displayed as they become available.

\* The data provided in this schedule is based as of the measurement date of the Authority's net pension liability, which is as of the beginning of the year.

Schedule of Employer Contributions

**FPPA - Defined Benefit Plan**

Year Ending	Statutorily Required Contributions	Actual Employer Contributions	Contribution Excess/(Deficiency)	Actual Covered Member Payroll	Contributions as a Percentage of Covered Payroll
12/31/2013	\$ 37,505	\$ 37,505	- \$	468,813	8.0%
12/31/2014	\$ 38,178	\$ 38,178	- \$	477,223	8.0%
12/31/2015	\$ 39,658	\$ 39,658	- \$	495,725	8.0%
12/31/2016	\$ 42,552	\$ 42,552	- \$	531,901	8.0%
12/31/2017	\$ 45,880	\$ 45,880	- \$	573,503	8.0%
12/31/2018	\$ 46,903	\$ 46,903	- \$	586,294	8.0%
12/31/2019	\$ 37,706	\$ 37,706	- \$	471,668	8.0%
12/31/2020	\$ 26,071	\$ 26,071	- \$	325,887	8.0%
12/31/2021	\$ 29,593	\$ 29,593	- \$	348,146	8.5%

**FPPA -Statewide Hybrid Plan**

Year Ending	Statutorily Required Contributions	Actual Employer Contributions	Contribution Excess/(Deficiency)	Actual Covered Member Payroll	Contributions as a Percentage of Covered Payroll
12/31/2013	\$ 110,233	\$ 110,233	- \$	1,377,913	8.0%
12/31/2014	\$ 115,244	\$ 115,244	- \$	1,440,309	8.0%
12/31/2015	\$ 116,826	\$ 116,826	- \$	1,460,325	8.0%
12/31/2016	\$ 145,665	\$ 145,665	- \$	1,820,819	8.0%
12/31/2017	\$ 160,443	\$ 160,443	- \$	2,005,423	8.0%
12/31/2018	\$ 168,768	\$ 168,768	- \$	2,109,605	8.0%
12/31/2019	\$ 186,062	\$ 186,062	- \$	2,325,777	8.0%
12/31/2020	\$ 197,965	\$ 197,965	- \$	2,474,566	8.0%
12/31/2021	\$ 198,855	\$ 198,855	- \$	2,485,693	8.0%

Note: This schedule is intended to show information for ten years. Additional years will be displayed as they become available.

**City of Evans, Colorado**

---

**Other Supplementary Information**

# City of Evans, Colorado

Combining Balance Sheet  
Nonmajor Governmental Funds  
December 31, 2021

ASSETS	PARKS IMPACT	CONSERVATION TRUST	FIRE IMPACT	REFUSE COLLECTION	STREET IMPACT	CEMETARY PERPETUAL CARE	PARKS CONSTRUCTION	POLICE IMPACT	SCHOOL IMPACT	ROAD TAX	FOOD TAX	TOTAL NONMAJOR GOVERNMENTAL FUNDS
Equity in pooled cash, cash equivalents, and investments	\$ 4,055,017	\$ 725,694	\$ 12,271	\$ 435,805	\$ 2,275,765	\$ 76,504	\$ 294,376	\$ 216,285	\$ 12,503	\$ 2,227,616	\$ 1,769,678	\$ 12,101,514
Receivables	-	-	-	100,046	-	-	-	-	-	341,511	122,311	563,868
Due (to)/from other fund	-	-	-	-	-	-	-	-	-	-	-	-
<b>TOTAL ASSETS</b>	<b>\$ 4,055,017</b>	<b>\$ 725,694</b>	<b>\$ 12,271</b>	<b>\$ 535,851</b>	<b>\$ 2,275,765</b>	<b>\$ 76,504</b>	<b>\$ 294,376</b>	<b>\$ 216,285</b>	<b>\$ 12,503</b>	<b>\$ 2,569,127</b>	<b>\$ 1,891,989</b>	<b>\$ 12,665,382</b>
<b>LIABILITIES, DEFERRED INFLOWS OF RESOURCES AND FUND BALANCES</b>												
<b>LIABILITIES</b>												
Accounts payable	-	-	\$ 11,333	\$ 75,996	-	-	-	-	12,498	\$ 53,427	\$ 41,062	\$ 194,316
Other liabilities	106,000	-	-	-	-	-	-	-	-	-	-	106,000
Unearned revenue	-	-	-	400	-	-	-	-	-	-	-	400
<b>TOTAL LIABILITIES</b>	<b>106,000</b>	<b>-</b>	<b>11,333</b>	<b>76,396</b>	<b>-</b>	<b>-</b>	<b>-</b>	<b>-</b>	<b>12,498</b>	<b>53,427</b>	<b>41,062</b>	<b>300,716</b>
<b>FUND BALANCES</b>												
Restricted	126,789	725,694	-	-	-	-	-	-	-	2,515,700	1,850,927	5,219,110
Committed	-	-	-	-	40,795	-	-	-	-	-	-	40,795
Assigned	3,822,228	-	938	459,455	2,234,970	76,504	294,376	216,285	5	-	-	7,104,761
<b>TOTAL FUND BALANCES</b>	<b>3,949,017</b>	<b>725,694</b>	<b>938</b>	<b>459,455</b>	<b>2,275,765</b>	<b>76,504</b>	<b>294,376</b>	<b>216,285</b>	<b>5</b>	<b>2,515,700</b>	<b>1,850,927</b>	<b>12,364,666</b>
<b>TOTAL LIABILITIES AND FUND BALANCES</b>	<b>\$ 4,055,017</b>	<b>\$ 725,694</b>	<b>\$ 12,271</b>	<b>\$ 535,851</b>	<b>\$ 2,275,765</b>	<b>\$ 76,504</b>	<b>\$ 294,376</b>	<b>\$ 216,285</b>	<b>\$ 12,503</b>	<b>\$ 2,569,127</b>	<b>\$ 1,891,989</b>	<b>\$ 12,665,382</b>

The accompanying notes are an integral part of these financial statements.

**City of Evans, Colorado**  
 Nonmajor Governmental Funds  
 Combining Statement of Revenues, Expenditures  
 And Changes in Fund Balance  
 For the Year Ended December 31, 2021

	PARKS IMPACT	CONSERVATION TRUST	FIRE IMPACT	REFUSE COLLECTION	STREET IMPACT	CEMETARY PERPETUAL CARE	PARKS CONSTRUCTION	POLICE IMPACT	SCHOOL IMPACT	ROAD TAX	FOOD TAX	TOTAL
<b>REVENUES</b>												
Taxes	\$ -	\$ -	\$ -	\$ -	\$ -	\$ -	\$ -	\$ -	\$ -	\$ 3,055,380	\$ 1,266,689	\$ 4,322,069
Intergovernmental	-	256,738	-	-	-	-	-	-	-	-	-	256,738
Licenses and permits	-	-	-	1,200	-	-	-	-	-	-	-	1,200
Grants and contributions other	-	-	-	-	-	-	-	-	-	-	-	-
Charges for services	-	3,873	-	1,069,232	-	-	1,704	-	-	-	-	1,069,232
Investment Income	22,983	-	113	2,515	16,166	424	-	1,238	62	9,142	11,235	69,455
Assessments	223,199	-	61,631	-	300,261	5,998	-	18,133	78,648	-	-	687,870
Miscellaneous	-	-	-	17,898	-	-	-	-	-	-	8,674	26,572
<b>TOTAL REVENUES</b>	<b>246,182</b>	<b>260,611</b>	<b>61,744</b>	<b>1,090,845</b>	<b>316,427</b>	<b>6,422</b>	<b>1,704</b>	<b>19,371</b>	<b>78,710</b>	<b>3,064,522</b>	<b>1,286,598</b>	<b>6,433,136</b>
<b>EXPENDITURES</b>												
General Government	-	-	-	-	-	-	-	-	78,705	-	-	78,705
Public Works	-	-	-	1,032,285	-	-	-	9,375	-	-	-	1,041,660
Public safety	-	-	112,175	-	-	-	-	-	-	-	-	112,175
Culture, parks and recreation	-	110,338	-	-	-	-	2,000	-	-	-	-	112,338
Capital Outlay	45,950	57,355	-	-	824,148	-	5,247	-	-	1,417,180	979,875	3,329,755
<b>TOTAL EXPENDITURES</b>	<b>45,950</b>	<b>167,693</b>	<b>112,175</b>	<b>1,032,285</b>	<b>824,148</b>	<b>-</b>	<b>7,247</b>	<b>9,375</b>	<b>78,705</b>	<b>1,417,180</b>	<b>979,875</b>	<b>4,674,633</b>
<b>EXCESS (DEFICIENCY) OF REVENUES OVER EXPENDITURES</b>	<b>200,232</b>	<b>92,918</b>	<b>(50,431)</b>	<b>58,560</b>	<b>(507,721)</b>	<b>6,422</b>	<b>(5,543)</b>	<b>9,996</b>	<b>5</b>	<b>1,647,342</b>	<b>306,723</b>	<b>1,758,503</b>
<b>OTHER FINANCING USES</b>												
Transfers in (out)	-	-	-	(48,962)	-	-	-	-	-	-	-	(48,962)
<b>TOTAL OTHER FINANCING USES</b>	<b>-</b>	<b>-</b>	<b>-</b>	<b>(48,962)</b>	<b>-</b>	<b>-</b>	<b>-</b>	<b>-</b>	<b>-</b>	<b>-</b>	<b>-</b>	<b>(48,962)</b>
<b>NET CHANGES IN FUND BALANCE</b>	<b>200,232</b>	<b>92,918</b>	<b>(50,431)</b>	<b>9,598</b>	<b>(507,721)</b>	<b>6,422</b>	<b>(5,543)</b>	<b>9,996</b>	<b>5</b>	<b>1,647,342</b>	<b>306,723</b>	<b>1,709,541</b>
<b>FUND BALANCE, BEGINNING OF YEAR</b>	<b>3,748,785</b>	<b>632,776</b>	<b>51,369</b>	<b>449,857</b>	<b>2,783,486</b>	<b>70,082</b>	<b>299,919</b>	<b>206,289</b>	<b>-</b>	<b>868,358</b>	<b>1,544,204</b>	<b>10,655,125</b>
<b>FUND BALANCE, END OF YEAR</b>	<b>\$ 3,949,017</b>	<b>\$ 725,694</b>	<b>\$ 938</b>	<b>\$ 459,455</b>	<b>\$ 2,275,765</b>	<b>\$ 76,504</b>	<b>\$ 294,376</b>	<b>\$ 216,285</b>	<b>\$ 5</b>	<b>\$ 2,515,700</b>	<b>\$ 1,850,927</b>	<b>\$ 12,364,666</b>

The accompanying notes are an integral part of these financial statements.

**City of Evans, Colorado**  
**Parks Impact Fund**  
**Schedule of Revenues, Expenditures**  
**And Changes in Fund Balance—Budget and Actual**  
**For the Year Ended December 31, 2021**

	BUDGETED AMOUNTS		ACTUAL	VARIANCE WITH FINAL BUDGET POSITIVE (NEGATIVE)
	ORIGINAL	FINAL		
<b>REVENUES</b>				
Assessments - impact fees	\$ 977,489	\$ 977,489	\$ 223,199	\$ (754,290)
Earnings on investments	<u>88,262</u>	<u>88,262</u>	<u>22,983</u>	<u>(65,279)</u>
<b>TOTAL REVENUES</b>	<u>1,065,751</u>	<u>1,065,751</u>	<u>246,182</u>	<u>(819,569)</u>
<b>EXPENDITURES</b>				
Capital outlay	<u>175,000</u>	<u>196,000</u>	<u>45,950</u>	<u>150,050</u>
<b>TOTAL EXPENDITURES</b>	<u>175,000</u>	<u>196,000</u>	<u>45,950</u>	<u>150,050</u>
<b>NET CHANGE IN FUND BALANCE</b>	<u>\$ 890,751</u>	<u>\$ 869,751</u>	200,232	<u>\$ (669,519)</u>
<b>FUND BALANCE, BEGINNING OF YEAR</b>			<u>3,748,785</u>	
<b>FUND BALANCE, END OF YEAR</b>			<u>\$ 3,949,017</u>	

The accompanying notes are an integral part of these financial statements.

**City of Evans, Colorado**  
**Conservation Trust Fund**  
**Schedule of Revenues, Expenditures**  
**And Changes in Fund Balance—Budget and Actual**  
**For the Year Ended December 31, 2021**

	<u>BUDGETED AMOUNTS</u>		<u>ACTUAL</u>	<u>VARIANCE WITH FINAL BUDGET POSITIVE (NEGATIVE)</u>
	<u>ORIGINAL</u>	<u>FINAL</u>		
<b>REVENUES</b>				
Intergovernmental				
State shared revenue	\$ 206,500	\$ 226,500	\$ 256,738	\$ 30,238
Grants and contributions	-	-	-	-
Investment Income	<u>4,496</u>	<u>4,476</u>	<u>3,873</u>	<u>(603)</u>
<b>TOTAL REVENUES</b>	<u>210,996</u>	<u>230,976</u>	<u>260,611</u>	<u>29,635</u>
<b>EXPENDITURES</b>				
Culture and recreation	179,045	179,768	110,338	69,430
Capital outlay	<u>275,000</u>	<u>608,686</u>	<u>57,355</u>	<u>551,331</u>
<b>TOTAL EXPENDITURES</b>	<u>454,045</u>	<u>788,454</u>	<u>167,693</u>	<u>620,761</u>
<b>NET CHANGE IN FUND BALANCE</b>	<u>\$ (243,049)</u>	<u>\$ (557,478)</u>	92,918	<u>\$ 650,396</u>
<b>FUND BALANCE, BEGINNING OF YEAR</b>			<u>632,776</u>	
<b>FUND BALANCE, END OF YEAR</b>			<u>\$ 725,694</u>	

The accompanying notes are an integral part of these financial statements.

**City of Evans, Colorado**  
**Fire Impact Fund**  
**Schedule of Revenues, Expenditures**  
**And Changes in Fund Balance—Budget and Actual**  
**For the Year Ended December 31, 2021**

	BUDGETED AMOUNTS		ACTUAL	VARIANCE WITH FINAL BUDGET POSITIVE (NEGATIVE)
	ORIGINAL	FINAL		
<b>REVENUES</b>				
Assessments - Impact fees	\$ 155,139	\$ 355,139	\$ 61,631	\$ (293,508)
Earnings on investments	-	-	113	113
<b>TOTAL REVENUES</b>	<u>155,139</u>	<u>355,139</u>	<u>61,744</u>	<u>(293,395)</u>
<b>EXPENDITURES</b>				
Public safety	<u>155,139</u>	<u>355,139</u>	<u>112,175</u>	<u>242,964</u>
<b>TOTAL EXPENDITURES</b>	<u>155,139</u>	<u>355,139</u>	<u>112,175</u>	<u>242,964</u>
<b>NET CHANGE IN FUND BALANCE</b>	<u>\$ -</u>	<u>\$ -</u>	(50,431)	<u>\$ (50,431)</u>
<b>FUND BALANCE, BEGINNING OF YEAR</b>			<u>51,369</u>	
<b>FUND BALANCE, END OF YEAR</b>			<u>\$ 938</u>	

The accompanying notes are an integral part of these financial statements.

**City of Evans, Colorado**  
**Refuse Collection Fund**  
**Schedule of Revenues, Expenditures**  
**And Changes in Fund Balance—Budget and Actual**  
**For the Year Ended December 31, 2021**

	<u>BUDGETED AMOUNTS</u>		<u>ACTUAL</u>	<u>VARIANCE WITH FINAL BUDGET POSITIVE (NEGATIVE)</u>
	<u>ORIGINAL</u>	<u>FINAL</u>		
<b>REVENUES</b>				
Licenses and permits				
Trash haulers' license	\$ 800	\$ 800	\$ 1,200	\$ 400
Charges for services				
Refuse collection charges	969,913	969,913	1,069,232	99,319
Earnings on investments	8,520	8,520	2,515	(6,005)
Miscellaneous	-	-	17,898	17,898
<b>TOTAL REVENUES</b>	<u>979,233</u>	<u>979,233</u>	<u>1,090,845</u>	<u>111,612</u>
<b>EXPENDITURES</b>				
Public works				
Sanitation	963,464	963,464	1,032,285	(68,821)
<b>TOTAL EXPENDITURES</b>	<u>963,464</u>	<u>963,464</u>	<u>1,032,285</u>	<u>(68,821)</u>
<b>EXCESS OF REVENUES OVER EXPENDITURES</b>	15,769	15,769	58,560	42,791
<b>OTHER FINANCING SOURCES AND (USES)</b>				
Transfers out	(48,962)	(48,962)	(48,962)	-
<b>TOTAL OTHER FINANCING USES</b>	<u>(48,962)</u>	<u>(48,962)</u>	<u>(48,962)</u>	<u>-</u>
<b>NET CHANGE IN FUND BALANCE</b>	<u>\$ (33,193)</u>	<u>\$ (33,193)</u>	9,598	<u>\$ 42,791</u>
<b>FUND BALANCE, BEGINNING OF YEAR</b>			<u>449,857</u>	
<b>FUND BALANCE, END OF YEAR</b>			<u>\$ 459,455</u>	

The accompanying notes are an integral part of these financial statements.

**City of Evans, Colorado**  
**Street Impact Fund**  
**Schedule of Revenues, Expenditures**  
**And Changes in Fund Balance—Budget and Actual**  
**For the Year Ended December 31, 2021**

	<u>BUDGETED AMOUNTS</u>		<u>ACTUAL</u>	<u>VARIANCE WITH FINAL BUDGET POSITIVE (NEGATIVE)</u>
	<u>ORIGINAL</u>	<u>FINAL</u>		
<b>REVENUES</b>				
Assessments				
Impact fees	\$ 774,179	\$ 774,179	\$ 300,261	\$ (473,918)
Earnings on investments	29,876	30,709	16,166	(14,543)
<b>TOTAL REVENUES</b>	<u>804,055</u>	<u>804,888</u>	<u>316,427</u>	<u>(488,461)</u>
<b>EXPENDITURES</b>				
Capital outlay	<u>500,000</u>	<u>1,943,953</u>	<u>824,148</u>	<u>1,119,805</u>
<b>TOTAL EXPENDITURES</b>	<u>500,000</u>	<u>1,943,953</u>	<u>824,148</u>	<u>1,119,805</u>
<b>NET CHANGE IN FUND BALANCE</b>	<u>\$ 304,055</u>	<u>\$ (1,139,065)</u>	(507,721)	<u>\$ 631,344</u>
<b>FUND BALANCE, BEGINNING OF YEAR</b>			<u>2,783,486</u>	
<b>FUND BALANCE, END OF YEAR</b>			<u>\$ 2,275,765</u>	

The accompanying notes are an integral part of these financial statements.

**City of Evans, Colorado**  
**Police Impact Fund**  
**Schedule of Revenues, Expenditures**  
**And Changes in Fund Balance—Budget and Actual**  
**For the Year Ended December 31, 2021**

	BUDGETED AMOUNTS		ACTUAL	VARIANCE WITH FINAL BUDGET POSITIVE (NEGATIVE)
	ORIGINAL	FINAL		
<b>REVENUES</b>				
Earnings on investments	\$ 47,270	\$ 47,270	\$ 1,238	\$ (46,032)
Assessments - Impact fees	<u>3,290</u>	<u>3,290</u>	<u>18,133</u>	<u>14,843</u>
<b>TOTAL REVENUES</b>	<u>50,560</u>	<u>50,560</u>	<u>19,371</u>	<u>(31,189)</u>
<b>EXPENDITURES</b>				
Supplies and Services	<u>-</u>	<u>18,000</u>	<u>9,375</u>	<u>8,625</u>
<b>TOTAL EXPENDITURES</b>	<u>-</u>	<u>18,000</u>	<u>9,375</u>	<u>8,625</u>
<b>NET CHANGE IN FUND BALANCE</b>	<u>\$ 50,560</u>	<u>\$ 32,560</u>	9,996	<u>\$ (31,189)</u>
<b>FUND BALANCE, BEGINNING OF YEAR</b>			<u>206,289</u>	
<b>FUND BALANCE, END OF YEAR</b>			<u>\$ 216,285</u>	

The accompanying notes are an integral part of these financial statements.

**City of Evans, Colorado**  
**Cemetery Perpetual Care Fund**  
**Schedule of Revenues, Expenditures**  
**And Changes in Fund Balance—Budget and Actual**  
**For the Year Ended December 31, 2021**

	<u>BUDGETED AMOUNTS</u>		<u>ACTUAL</u>	<u>VARIANCE WITH FINAL BUDGET POSITIVE (NEGATIVE)</u>
	<u>ORIGINAL</u>	<u>FINAL</u>		
<b>REVENUES</b>				
Assessments - perpetual care fees	\$ 2,700	\$ 2,700	\$ 5,998	\$ 3,298
Earnings on investments	-	-	424	424
Grant Revenue	-	-	-	-
<b>TOTAL REVENUES</b>	<u>2,700</u>	<u>2,700</u>	<u>6,422</u>	<u>3,722</u>
<b>EXPENDITURES</b>				
Capital outlay	-	-	-	-
<b>TOTAL EXPENDITURES</b>	<u>-</u>	<u>-</u>	<u>-</u>	<u>-</u>
<b>NET CHANGE IN FUND BALANCE</b>	<u>\$ 2,700</u>	<u>\$ 2,700</u>	6,422	<u>\$ 3,722</u>
<b>FUND BALANCE, BEGINNING OF YEAR</b>			<u>70,082</u>	
<b>FUND BALANCE, END OF YEAR</b>			<u>\$ 76,504</u>	

The accompanying notes are an integral part of these financial statements.

**City of Evans, Colorado**  
**Street Construction Fund**  
**Schedule of Revenues, Expenditures**  
**And Changes in Fund Balance—Budget and Actual**  
**For the Year Ended December 31, 2021**

	BUDGETED AMOUNTS		ACTUAL	VARIANCE WITH FINAL BUDGET POSITIVE (NEGATIVE)
	ORIGINAL	FINAL		
<b>REVENUES</b>				
Intergovernmental	\$ 764,296	\$ 758,860	\$ 776,210	\$ 17,350
Grants and contributions				
Other	-	-	66,561	66,561
Earnings on investments	-	-	18,021	18,021
Miscellaneous	-	-	23,000	23,000
<b>TOTAL REVENUES</b>	<u>764,296</u>	<u>758,860</u>	<u>883,792</u>	<u>124,932</u>
<b>EXPENDITURES</b>				
Public works	350,000	375,500	334,869	40,631
Capital outlay	1,240,000	4,561,408	2,057,081	2,504,327
<b>TOTAL EXPENDITURES</b>	<u>1,590,000</u>	<u>4,936,908</u>	<u>2,391,950</u>	<u>2,544,958</u>
<b>EXCESS OF REVENUES OVER EXPENDITURES</b>	<u>(825,704)</u>	<u>(4,178,048)</u>	<u>(1,508,158)</u>	<u>2,669,890</u>
<b>OTHER FINANCING SOURCES AND (USES)</b>				
Transfers in	600,000	600,000	600,000	-
<b>TOTAL OTHER FINANCING USES</b>	<u>600,000</u>	<u>600,000</u>	<u>600,000</u>	<u>-</u>
<b>NET CHANGE IN FUND BALANCE</b>	<u>\$ (225,704)</u>	<u>\$ (3,578,048)</u>	<u>(908,158)</u>	<u>\$ 2,669,890</u>
<b>FUND BALANCE, BEGINNING OF YEAR</b>			<u>3,721,170</u>	
<b>FUND BALANCE, END OF YEAR</b>			<u>\$ 2,813,012</u>	

The accompanying notes are an integral part of these financial statements.

**City of Evans, Colorado**  
**Parks Construction Fund**  
**Schedule of Revenues, Expenditures**  
**And Changes in Fund Balance—Budget and Actual**  
**For the Year Ended December 31, 2021**

	<u>BUDGETED AMOUNTS</u>		<u>ACTUAL</u>	<u>VARIANCE WITH FINAL BUDGET POSITIVE (NEGATIVE)</u>
	<u>ORIGINAL</u>	<u>FINAL</u>		
<b>REVENUES</b>				
Grants and contributions				
Grants - flood	\$ -	\$ -	\$ -	\$ -
Earnings on investments	-	-	1,704	1,704
<b>TOTAL REVENUES</b>	<u>-</u>	<u>-</u>	<u>1,704</u>	<u>1,704</u>
<b>EXPENDITURES</b>				
Culture, parks and recreation	-	-	2,000	(2,000)
Capital outlay	-	60,000	5,247	54,753
<b>TOTAL EXPENDITURES</b>	<u>-</u>	<u>60,000</u>	<u>7,247</u>	<u>52,753</u>
<b>NET CHANGE IN FUND BALANCE</b>	<u>\$ -</u>	<u>\$ (60,000)</u>	<u>(5,543)</u>	<u>\$ 54,457</u>
<b>FUND BALANCE, BEGINNING OF YEAR</b>			<u>299,919</u>	
<b>FUND BALANCE, END OF YEAR</b>			<u>\$ 294,376</u>	

The accompanying notes are an integral part of these financial statements.

**City of Evans, Colorado**  
**Food Tax Fund**  
**Schedule of Revenues, Expenditures**  
**And Changes in Fund Balance—Budget and Actual**  
**For the Year Ended December 31, 2021**

	BUDGETED AMOUNTS		ACTUAL	VARIANCE WITH FINAL BUDGET POSITIVE (NEGATIVE)
	ORIGINAL	FINAL		
<b>REVENUES</b>				
Taxes	\$ 1,385,419	\$ 1,385,419	\$ 1,266,689	\$ (118,730)
Earnings on investments	23,766	23,766	11,235	(12,531)
Miscellaneous	-	17,350	-	(17,350)
<b>TOTAL REVENUES</b>	<u>1,409,185</u>	<u>1,426,535</u>	<u>1,277,924</u>	<u>(148,611)</u>
<b>EXPENDITURES</b>				
Capital outlay	<u>1,050,000</u>	<u>1,994,596</u>	<u>979,875</u>	<u>1,014,721</u>
<b>TOTAL EXPENDITURES</b>	<u>1,050,000</u>	<u>1,994,596</u>	<u>979,875</u>	<u>1,014,721</u>
<b>NET CHANGE IN FUND BALANCE</b>	<u>\$ 359,185</u>	<u>\$ (568,061)</u>	298,049	<u>\$ 866,110</u>
<b>FUND BALANCE, BEGINNING OF YEAR</b>			<u>1,544,204</u>	
<b>FUND BALANCE, END OF YEAR</b>			<u>\$ 1,842,253</u>	

The accompanying notes are an integral part of these financial statements.

**City of Evans, Colorado**  
**Road Tax Fund**  
**Schedule of Revenues, Expenditures**  
**And Changes in Fund Balance—Budget and Actual**  
**For the Year Ended December 31, 2021**

	<u>BUDGETED AMOUNTS</u>		<u>ACTUAL</u>	<u>VARIANCE WITH FINAL BUDGET POSITIVE (NEGATIVE)</u>
	<u>ORIGINAL</u>	<u>FINAL</u>		
<b>REVENUES</b>				
Taxes	\$ 2,351,991	\$ 2,638,390	\$ 3,055,380	\$ 416,990
Earnings on investments	<u>22,726</u>	<u>14,726</u>	<u>9,142</u>	<u>(5,584)</u>
<b>TOTAL REVENUES</b>	<u>2,374,717</u>	<u>2,653,116</u>	<u>3,064,522</u>	<u>411,406</u>
<b>EXPENDITURES</b>				
Capital outlay	<u>1,175,000</u>	<u>1,914,700</u>	<u>1,417,180</u>	<u>497,520</u>
<b>TOTAL EXPENDITURES</b>	<u>1,175,000</u>	<u>1,914,700</u>	<u>1,417,180</u>	<u>497,520</u>
<b>NET CHANGE IN FUND BALANCE</b>	<u>\$ 1,199,717</u>	<u>\$ 738,416</u>	1,647,342	<u>\$ 908,926</u>
<b>FUND BALANCE, BEGINNING OF YEAR</b>			<u>868,358</u>	
<b>FUND BALANCE, END OF YEAR</b>			<u>\$ 2,515,700</u>	

The accompanying notes are an integral part of these financial statements.

**City of Evans, Colorado**  
**School Impact Fund**  
**Schedule of Revenues, Expenditures**  
**And Changes in Fund Balance—Budget and Actual**  
**For the Year Ended December 31, 2021**

	<u>BUDGETED AMOUNTS</u>		<u>ACTUAL</u>	<u>VARIANCE WITH FINAL BUDGET POSITIVE (NEGATIVE)</u>
	<u>ORIGINAL</u>	<u>FINAL</u>		
<b>REVENUES</b>				
Assessments	\$ -	\$ 200,000	\$ 78,648	\$ (121,352)
Investment Income	-	-	62	62
<b>TOTAL REVENUES</b>	<u>-</u>	<u>200,000</u>	<u>78,710</u>	<u>(121,290)</u>
<b>EXPENDITURES</b>				
General Government	-	200,000	78,705	121,295
<b>TOTAL EXPENDITURES</b>	<u>-</u>	<u>200,000</u>	<u>78,705</u>	<u>121,295</u>
<b>NET CHANGE IN FUND BALANCE</b>	<u>\$ -</u>	<u>\$ -</u>	5	<u>\$ 5</u>
<b>FUND BALANCE, BEGINNING OF YEAR</b>			-	
<b>FUND BALANCE, END OF YEAR</b>			<u>\$ 5</u>	

**City of Evans, Colorado**  
**Water Fund**  
**Schedule of Revenues, Expenditures**  
**And Changes in Fund Balance—Budget and Actual**  
**For the Year Ended December 31, 2021**

	<u>BUDGETED AMOUNTS</u>		<u>ACTUAL</u>	<u>VARIANCE WITH FINAL BUDGET POSITIVE (NEGATIVE)</u>
	<u>ORIGINAL</u>	<u>FINAL</u>		
<b>OPERATING REVENUES</b>				
Water sales	\$ 6,484,391	\$ 6,534,391	\$ 6,253,633	\$ (280,758)
Non-potable water sales	995,457	995,457	763,088	(232,369)
Other sales	31,865	31,865	69,221	37,356
Water meters	<u>56,610</u>	<u>56,610</u>	<u>20,271</u>	<u>(36,339)</u>
<b>TOTAL OPERATING REVENUES</b>	<u>7,568,323</u>	<u>7,618,323</u>	<u>7,106,213</u>	<u>(512,110)</u>
<b>OPERATING EXPENSES</b>				
Water supply and administrative	6,639,313	6,723,072	4,869,995	1,853,077
Capital outlay	<u>784,000</u>	<u>5,093,005</u>	<u>4,448,464</u>	<u>644,541</u>
<b>TOTAL OPERATING EXPENSES</b>	<u>7,423,313</u>	<u>11,816,077</u>	<u>9,318,459</u>	<u>2,497,618</u>
<b>OPERATING INCOME</b>	145,010	(4,197,754)	(2,212,246)	1,985,508
<b>OTHER REVENUES (EXPENSES)</b>				
Earnings on investments	11,837	11,837	30,996	19,159
Grants and contributions	-	50,000	-	(50,000)
Plant investment fees and cash in lieu of fees	20,000	20,000	416,932	396,932
Miscellaneous	-	-	3,258	3,258
Transfers to other funds	<u>-</u>	<u>-</u>	<u>(446,488)</u>	<u>(446,488)</u>
<b>TOTAL OTHER REVENUES (EXPENSES)</b>	<u>31,837</u>	<u>81,837</u>	<u>4,698</u>	<u>(77,139)</u>
<b>CHANGE IN NET POSITION, BUDGETARY BASIS</b>	<u>\$ 176,847</u>	<u>\$ (4,115,917)</u>	<u>\$ (2,207,548)</u>	<u>\$ 1,908,369</u>
<b>ADJUSTMENTS FROM BUDGETARY BASIS TO GAAP BASIS</b>				
Depreciation expense			(943,440)	
Capital outlay			<u>4,448,464</u>	
<b>CHANGE IN NET POSITION - GAAP BASIS</b>			1,297,476	
<b>NET POSITION, BEGINNING OF YEAR</b>			<u>57,801,576</u>	
<b>NET POSITION, END OF YEAR</b>			<u>\$ 59,099,052</u>	

The accompanying notes are an integral part of these financial statements.

**City of Evans, Colorado**  
**Waste Water Fund**  
**Schedule of Revenues, Expenditures**  
**And Changes in Fund Balance—Budget and Actual**  
**For the Year Ended December 31, 2021**

	<u>BUDGETED AMOUNTS</u>		<u>ACTUAL</u>	<u>VARIANCE WITH FINAL BUDGET POSITIVE (NEGATIVE)</u>
	<u>ORIGINAL</u>	<u>FINAL</u>		
<b>OPERATING REVENUES</b>				
Sewer sales	\$ 5,252,395	\$ 5,506,302	\$ 5,176,341	\$ (329,961)
<b>TOTAL OPERATING REVENUES</b>	<u>5,252,395</u>	<u>5,506,302</u>	<u>5,176,341</u>	<u>(329,961)</u>
<b>OPERATING EXPENSES</b>				
Wastewater and administration	1,278,202	1,449,417	1,794,971	(345,554)
Principal paid	2,417,505	2,417,433	1,770,692	646,741
Capital outlay	<u>3,200,000</u>	<u>3,843,790</u>	<u>1,241,629</u>	<u>2,602,161</u>
<b>TOTAL OPERATING EXPENSES</b>	<u>6,895,707</u>	<u>7,710,640</u>	<u>4,807,292</u>	<u>2,903,348</u>
<b>OPERATING INCOME</b>	<u>(1,643,312)</u>	<u>(2,204,338)</u>	<u>369,049</u>	<u>2,573,387</u>
<b>OTHER REVENUES (EXPENSES)</b>				
Earnings on investments	48,585	48,585	75,532	26,947
Grants and contributions	-	-	-	-
Plant investment fees and cash in lieu of fees	1,243,667	1,243,595	273,209	(970,386)
Transfers to other funds	(436,536)	(436,536)	(503,825)	(67,289)
Interest expense	<u>-</u>	<u>-</u>	<u>(632,647)</u>	<u>(632,647)</u>
<b>TOTAL OTHER REVENUES (EXPENSES)</b>	<u>855,716</u>	<u>855,644</u>	<u>(787,731)</u>	<u>(1,643,375)</u>
<b>CHANGE IN NET POSITION, BUDGETARY BASIS</b>	<u>\$ (787,596)</u>	<u>\$ (1,348,694)</u>	<u>(418,682)</u>	<u>\$ 930,012</u>
<b>ADJUSTMENTS FROM BUDGETARY BASIS TO GAAP BASIS</b>				
Depreciation expense			(2,142,864)	
Principal paid			1,770,692	
Capital outlay			<u>1,241,629</u>	
<b>CHANGE IN NET POSITION - GAAP BASIS</b>			450,775	
<b>NET POSITION, BEGINNING OF YEAR</b>			<u>24,417,612</u>	
<b>NET POSITION, END OF YEAR</b>			<u>\$ 24,868,387</u>	

The accompanying notes are an integral part of these financial statements.

**City of Evans, Colorado**  
**Storm Drainage Fund**  
**Schedule of Revenues, Expenditures**  
**And Changes in Fund Balance—Budget and Actual**  
**For the Year Ended December 31, 2021**

	<u>BUDGETED AMOUNTS</u>		<u>ACTUAL</u>	<u>VARIANCE WITH FINAL BUDGET POSITIVE (NEGATIVE)</u>
	<u>ORIGINAL</u>	<u>FINAL</u>		
<b>OPERATING REVENUES</b>				
Storm drainage sales	\$ 883,042	\$ 958,042	\$ 798,425	\$ (159,617)
<b>TOTAL OPERATING REVENUES</b>	<u>883,042</u>	<u>958,042</u>	<u>798,425</u>	<u>(159,617)</u>
<b>OPERATING EXPENSES</b>				
Storm drainage and administration	343,783	343,783	275,936	67,847
Capital outlay	8,660,000	9,808,856	299,720	9,509,136
<b>TOTAL OPERATING EXPENSES</b>	<u>9,003,783</u>	<u>10,152,639</u>	<u>575,656</u>	<u>9,576,983</u>
<b>OPERATING INCOME</b>	<u>(8,120,741)</u>	<u>(9,194,597)</u>	<u>222,769</u>	<u>9,417,366</u>
<b>OTHER REVENUES (EXPENSES)</b>				
Earnings on investments	-	-	11,695	11,695
Grants and contributions	-	-	15,045	15,045
Plant investment fees	66,330	66,330	54,224	(12,106)
Debt issuance proceeds	-	8,600,000	-	(8,600,000)
Debt payment	(549,048)	(106,062)	(5,000)	101,062
Transfers to other funds	(304,757)	(304,757)	(250,247)	54,510
Interest expense	-	-	(110,031)	(110,031)
<b>TOTAL OTHER REVENUES (EXPENSES)</b>	<u>(787,475)</u>	<u>8,255,511</u>	<u>(284,314)</u>	<u>(8,539,825)</u>
<b>CHANGE IN NET POSITION, BUDGETARY BASIS</b>	<u>\$ (8,908,216)</u>	<u>\$ (939,086)</u>	<u>(61,545)</u>	<u>\$ 877,541</u>
<b>ADJUSTMENTS FROM BUDGETARY BASIS TO GAAP BASIS</b>				
Depreciation			(307,979)	
Capital outlay			299,720	
<b>CHANGE IN NET POSITION - GAAP BASIS</b>			<u>(69,804)</u>	
<b>NET POSITION, BEGINNING OF YEAR</b>			<u>10,514,511</u>	
<b>NET POSITION, END OF YEAR</b>			<u>\$ 10,444,707</u>	

The accompanying notes are an integral part of these financial statements.

**City of Evans, Colorado**  
**Cemetery Endowment Fund**  
**Schedule of Revenues, Expenditures**  
**And Changes in Fund Balance—Budget and Actual**  
**For the Year Ended December 31, 2021**

	BUDGETED AMOUNTS		ACTUAL	VARIANCE WITH FINAL BUDGET POSITIVE (NEGATIVE)
	ORIGINAL	FINAL		
<b>REVENUES</b>				
Earnings on investments	\$ 6,000	\$ 6,000	\$ 25	\$ (5,975)
<b>TOTAL REVENUES</b>	<u>6,000</u>	<u>6,000</u>	<u>25</u>	<u>(5,975)</u>
<b>EXPENDITURES</b>				
Transfers out	(6,000)	(6,000)	(22)	5,978
<b>TOTAL EXPENDITURES</b>	<u>(6,000)</u>	<u>(6,000)</u>	<u>(22)</u>	<u>5,978</u>
<b>NET CHANGE IN FUND BALANCE</b>	<u>\$ -</u>	<u>\$ -</u>	<u>\$ 3</u>	<u>\$ 3</u>
<b>FUND BALANCE, BEGINNING OF YEAR</b>			<u>49,467</u>	
<b>FUND BALANCE, END OF YEAR</b>			<u>\$ 49,470</u>	

The accompanying notes are an integral part of these financial statements.

**City of Evans, Colorado**

---

**Compliance Section**

The public report burden for this information collection is estimated to average 380 hours annually.

<b>LOCAL HIGHWAY FINANCE REPORT</b>		City or County: EVANS
		YEAR ENDING : December 2021
This Information From The Records Of (example - City of _ or County of ) CITY OF EVANS, COLORADO	Prepared By: Phone:	JACQUE TROUDT 970-475-1127

**I. DISPOSITION OF HIGHWAY-USER REVENUES AVAILABLE FOR LOCAL GOVERNMENT EXPENDITURE**

ITEM	A. Local Motor-Fuel Taxes	B. Local Motor-Vehicle Taxes	C. Receipts from State Highway-User Taxes	D. Receipts from Federal Highway Administration
1. Total receipts available				
2. Minus amount used for collection expenses				
3. Minus amount used for nonhighway purposes				
4. Minus amount used for mass transit				
5. Remainder used for highway purposes				

II. RECEIPTS FOR ROAD AND STREET PURPOSES		III. DISBURSEMENTS FOR ROAD AND STREET PURPOSES	
ITEM	AMOUNT	ITEM	AMOUNT
<b>A. Receipts from local sources:</b>		<b>A. Local highway disbursements:</b>	
1. Local highway-user taxes		1. Capital outlay (from page 2)	5,064,247
a. Motor Fuel (from Item I.A.5.)		2. Maintenance:	654,184
b. Motor Vehicle (from Item I.B.5.)		3. Road and street services:	
c. Total (a.+b.)		a. Traffic control operations	30,480
2. General fund appropriations	600,000	b. Snow and ice removal	27,029
3. Other local imposts (from page 2)	2,476,631	c. Other	
4. Miscellaneous local receipts (from page 2)	352,529	d. Total (a. through c.)	57,509
5. Transfers from toll facilities		4. General administration & miscellaneous	98,987
6. Proceeds of sale of bonds and notes:		5. Highway law enforcement and safety	404,053
a. Bonds - Original Issues		6. Total (1 through 5)	6,278,980
b. Bonds - Refunding Issues		<b>B. Debt service on local obligations:</b>	
c. Notes		1. Bonds:	
d. Total (a. + b. + c.)	0	a. Interest	
7. Total (1 through 6)	3,429,160	b. Redemption	
<b>B. Private Contributions</b>		c. Total (a. + b.)	0
<b>C. Receipts from State government</b> (from page 2)	553,098	2. Notes:	
<b>D. Receipts from Federal Government</b> (from page 2)	103,884	a. Interest	
<b>E. Total receipts (A.7 + B + C + D)</b>	4,086,142	b. Redemption	
		c. Total (a. + b.)	0
		3. Total (1.c + 2.c)	0
		<b>C. Payments to State for highways</b>	
		<b>D. Payments to toll facilities</b>	
		<b>E. Total disbursements (A.6 + B.3 + C + D)</b>	6,278,980

**IV. LOCAL HIGHWAY DEBT STATUS**  
(Show all entries at par)

	Opening Debt	Amount Issued	Redemptions	Closing Debt
<b>A. Bonds (Total)</b>				0
1. Bonds (Refunding Portion)				
<b>B. Notes (Total)</b>				0

**V. LOCAL ROAD AND STREET FUND BALANCE**

	A. Beginning Balance	B. Total Receipts	C. Total Disbursements	D. Ending Balance	E. Reconciliation
	2,192,838	4,086,142	6,278,980	0	0

**Notes and Comments:**

<b>LOCAL HIGHWAY FINANCE REPORT</b>	STATE: Colorado
	YEAR ENDING (mm/yy): December 2021

**II. RECEIPTS FOR ROAD AND STREET PURPOSES - DETAIL**

ITEM	AMOUNT	ITEM	AMOUNT
<b>A.3. Other local imposts:</b>		<b>A.4. Miscellaneous local receipts:</b>	
a. Property Taxes and Assessments		a. Interest on investments	32,643
b. Other local imposts:		b. Traffic Fines & Penalties	222,964
1. Sales Taxes	2,185,993	c. Parking Garage Fees	
2. Infrastructure & Impact Fees	265,118	d. Parking Meter Fees	
3. Liens		e. Sale of Surplus Property	
4. Licenses		f. Charges for Services	
5. Specific Ownership &/or Other	25,520	g. Other Misc. Receipts	96,922
6. Total (1. through 5.)	2,476,631	h. Other	
c. Total (a. + b.)	2,476,631	i. Total (a. through h.)	352,529
	(Carry forward to page 1)		(Carry forward to page 1)

ITEM	AMOUNT	ITEM	AMOUNT
<b>C. Receipts from State Government</b>		<b>D. Receipts from Federal Government</b>	
1. Highway-user taxes	482,825	1. FHWA (from Item I.D.5.)	
2. State general funds		2. Other Federal agencies:	
3. Other State funds:		a. Forest Service	
a. State bond proceeds		b. FEMA	
b. Project Match		c. HUD	
c. Motor Vehicle Registrations	70,273	d. Federal Transit Admin	
d. Other (Specify) - DOLA Grant		e. U.S. Corps of Engineers	
e. Other (Specify)		f. Other Federal	103,884
f. Total (a. through e.)	70,273	g. Total (a. through f.)	103,884
4. Total (1. + 2. + 3.f)	553,098	3. Total (1. + 2.g)	
			(Carry forward to page 1)

**III. DISBURSEMENTS FOR ROAD AND STREET PURPOSES - DETAIL**

	ON NATIONAL HIGHWAY SYSTEM (a)	OFF NATIONAL HIGHWAY SYSTEM (b)	TOTAL (c)
<b>A.1. Capital outlay:</b>			
a. Right-Of-Way Costs			0
b. Engineering Costs		406,568	406,568
c. Construction:			
(1). New Facilities			0
(2). Capacity Improvements			0
(3). System Preservation			0
(4). System Enhancement & Operation			0
(5). Total Construction (1) + (2) + (3) + (4)	0	4,657,679	4,657,679
d. Total Capital Outlay (Lines 1.a. + 1.b. + 1.c.5)	0	5,064,247	5,064,247
			(Carry forward to page 1)

**Notes and Comments:**